

Amended Annual Budget

School District No. 68 (Nanaimo-Ladysmith)

June 30, 2021

School District No. 68 (Nanaimo-Ladysmith)

June 30, 2021

Table of Contents

Bylaw	1
Amended Annual Budget - Revenue and Expense - Statement 2	2
Amended Annual Budget - Changes in Net Financial Assets (Debt) - Statement 4	4
Amended Annual Budget - Schedule of Changes in Accumulated Surplus (Deficit) by Fund - Schedule 1	5
Amended Annual Budget - Operating Revenue and Expense - Schedule 2	6
Schedule 2A - Amended Annual Budget - Schedule of Operating Revenue by Source	7
Schedule 2B - Amended Annual Budget - Schedule of Operating Expense by Object	8
Schedule 2C - Amended Annual Budget - Operating Expense by Function, Program and Object	9
Amended Annual Budget - Special Purpose Revenue and Expense - Schedule 3	11
Schedule 3A - Amended Annual Budget - Changes in Special Purpose Funds	12
Amended Annual Budget - Capital Revenue and Expense - Schedule 4	15

*NOTE - Statement 1, Statement 3, Statement 5 and Schedules 4A - 4D are used for Financial Statement reporting only.

AMENDED ANNUAL BUDGET BYLAW

A Bylaw of THE BOARD OF EDUCATION OF SCHOOL DISTRICT NO. 68 (NANAIMO-LADYSMITH) (called the "Board") to adopt the Amended Annual Budget of the Board for the fiscal year 2020/2021 pursuant to section 113 of the *School Act*, R.S.B.C., 1996, c. 412 as amended from time to time (called the "Act").


1. Board has complied with the provisions of the Act respecting the Amended Annual Budget adopted by this bylaw.
2. This bylaw may be cited as School District No. 68 (Nanaimo-Ladysmith) Amended Annual Budget Bylaw for fiscal year 2020/2021.
3. The attached Statement 2 showing the estimated revenue and expense for the 2020/2021 fiscal year and the total budget bylaw amount of \$181,495,237 for the 2020/2021 fiscal year was prepared in accordance with the *Act*.
4. Statement 2, 4 and Schedules 1 to 4 are adopted as the Amended Annual Budget of the Board for the fiscal year 2020/2021.

READ A FIRST TIME THE 24th DAY OF FEBRUARY, 2021;


READ A SECOND TIME THE 24th DAY OF FEBRUARY, 2021;

READ A THIRD TIME, PASSED AND ADOPTED THE 24th DAY OF FEBRUARY, 2021;

(Corporate Seal)



Chairperson of the Board



Secretary Treasurer

I HEREBY CERTIFY this to be a true original of School District No. 68 (Nanaimo-Ladysmith) Amended Annual Budget Bylaw 2020/2021, adopted by the Board the 24th DAY OF FEBRUARY, 2021.



Secretary Treasurer

School District No. 68 (Nanaimo-Ladysmith)

Statement 2

Amended Annual Budget - Revenue and Expense
Year Ended June 30, 2021

	2021 Amended Annual Budget	2021 Annual Budget
Ministry Operating Grant Funded FTE's		
School-Age	14,535,500	14,691,448
Adult	20,250	22,750
Total Ministry Operating Grant Funded FTE's	14,555,750	14,714,198
Revenues	\$	\$
Provincial Grants		
Ministry of Education	159,974,769	148,652,235
Other	232,416	385,416
Tuition	1,344,190	944,190
Other Revenue	5,497,617	5,063,977
Rentals and Leases	400,000	600,000
Investment Income	250,000	250,000
Amortization of Deferred Capital Revenue	5,900,000	5,854,198
Total Revenue	173,598,992	161,750,016
Expenses		
Instruction	144,360,053	130,644,790
District Administration	6,492,355	6,340,068
Operations and Maintenance	27,680,246	26,564,621
Transportation and Housing	1,962,583	1,875,093
Total Expense	180,495,237	165,424,572
Net Revenue (Expense)	(6,896,245)	(3,674,556)
Budgeted Allocation (Retirement) of Surplus (Deficit)	6,346,745	1,122,445
Budgeted Surplus (Deficit), for the year	(549,500)	(2,552,111)
Budgeted Surplus (Deficit), for the year comprised of:		
Operating Fund Surplus (Deficit)		
Special Purpose Fund Surplus (Deficit)		
Capital Fund Surplus (Deficit)	(549,500)	(2,552,111)
Budgeted Surplus (Deficit), for the year	(549,500)	(2,552,111)


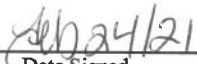
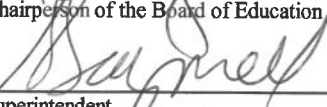
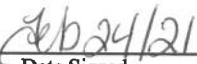

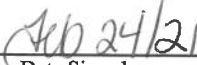
School District No. 68 (Nanaimo-Ladysmith)

Amended Annual Budget - Revenue and Expense

Year Ended June 30, 2021

	2021 Amended Annual Budget	2021 Annual Budget
Budget Bylaw Amount		
Operating - Total Expense	144,558,406	138,802,213
Special Purpose Funds - Total Expense	26,446,831	17,555,550
Capital Fund - Total Expense	9,490,000	9,066,809
Capital Fund - Tangible Capital Assets Purchased from Local Capital	1,000,000	622,500
Total Budget Bylaw Amount	181,495,237	166,047,072

Approved by the Board

	
Signature of the Chairperson of the Board of Education	Date Signed
	
Signature of the Superintendent	Date Signed
	
Signature of the Secretary Treasurer	Date Signed

School District No. 68 (Nanaimo-Ladysmith)

Statement 4

Amended Annual Budget - Changes in Net Financial Assets (Debt)

Year Ended June 30, 2021

	2021 Amended Annual Budget	2021 Annual Budget
	\$	\$
Surplus (Deficit) for the year	<u>(6,896,245)</u>	<u>(3,674,556)</u>
Effect of change in Tangible Capital Assets		
Acquisition of Tangible Capital Assets		
From Local Capital	(1,000,000)	(622,500)
From Deferred Capital Revenue	(15,540,000)	(15,540,000)
Total Acquisition of Tangible Capital Assets	<u>(16,540,000)</u>	<u>(16,162,500)</u>
Amortization of Tangible Capital Assets	9,490,000	9,066,809
Total Effect of change in Tangible Capital Assets	<u>(7,050,000)</u>	<u>(7,095,691)</u>
	-	-
(Increase) Decrease in Net Financial Assets (Debt)	<u>(13,946,245)</u>	<u>(10,770,247)</u>

School District No. 68 (Nanaimo-Ladysmith)

Schedule 1

Amended Annual Budget - Schedule of Changes in Accumulated Surplus (Deficit) by Fund
Year Ended June 30, 2021

	Operating Fund	Special Purpose Fund	Capital Fund	2021 Amended Annual Budget
	\$	\$	\$	\$
Accumulated Surplus (Deficit), beginning of year	6,816,745		55,063,434	61,880,179
Changes for the year				
Net Revenue (Expense) for the year	(3,344,245)		(3,552,000)	(6,896,245)
Interfund Transfers				
Local Capital	(3,002,500)		3,002,500	-
Net Changes for the year	(6,346,745)	-	(549,500)	(6,896,245)
Budgeted Accumulated Surplus (Deficit), end of year	470,000	-	54,513,934	54,983,934

School District No. 68 (Nanaimo-Ladysmith)

Schedule 2

Amended Annual Budget - Operating Revenue and Expense
Year Ended June 30, 2021

	2021 Amended Annual Budget	2021 Annual Budget
	\$	\$
Revenues		
Provincial Grants		
Ministry of Education	136,966,601	133,896,685
Other	232,416	232,416
Tuition	1,344,190	944,190
Other Revenue	2,065,954	2,423,977
Rentals and Leases	400,000	600,000
Investment Income	205,000	205,000
Total Revenue	141,214,161	138,302,268
Expenses		
Instruction	118,533,427	113,644,882
District Administration	6,492,355	6,340,068
Operations and Maintenance	17,570,041	16,942,170
Transportation and Housing	1,962,583	1,875,093
Total Expense	144,558,406	138,802,213
Net Revenue (Expense)	(3,344,245)	(499,945)
Budgeted Prior Year Surplus Appropriation	6,346,745	1,122,445
Net Transfers (to) from other funds		
Local Capital	(3,002,500)	(622,500)
Total Net Transfers	(3,002,500)	(622,500)
Budgeted Surplus (Deficit), for the year	-	-

School District No. 68 (Nanaimo-Ladysmith)

Schedule 2A

Amended Annual Budget - Schedule of Operating Revenue by Source
Year Ended June 30, 2021

	2021 Amended Annual Budget	2021 Annual Budget
	\$	\$
Provincial Grants - Ministry of Education		
Operating Grant, Ministry of Education	133,578,580	134,976,383
ISC/LEA Recovery	(1,174,655)	(1,567,941)
Other Ministry of Education Grants		
Pay Equity	160,000	160,000
Transportation Supplement	244,630	244,630
Support Staff Benefits Grant	67,920	67,920
Teachers' Labour Settlement Funding	3,645,082	
Early Career Mentorship Funding	280,000	
Other	165,044	15,693
Total Provincial Grants - Ministry of Education	136,966,601	133,896,685
Provincial Grants - Other	232,416	232,416
Tuition		
International and Out of Province Students	1,344,190	944,190
Total Tuition	1,344,190	944,190
Other Revenues		
Other School District/Education Authorities	519,299	484,036
Funding from First Nations	1,174,655	1,567,941
Miscellaneous		
Cafeteria Revenue	205,000	205,000
BC Hydro Energy Manager Grant	50,000	50,000
Other	117,000	117,000
Total Other Revenue	2,065,954	2,423,977
Rentals and Leases	400,000	600,000
Investment Income	205,000	205,000
Total Operating Revenue	141,214,161	138,302,268

School District No. 68 (Nanaimo-Ladysmith)

Schedule 2B

Amended Annual Budget - Schedule of Operating Expense by Object
Year Ended June 30, 2021

	2021 Amended Annual Budget	2021 Annual Budget
	\$	\$
Salaries		
Teachers	62,830,681	60,928,539
Principals and Vice Principals	8,341,593	8,241,031
Educational Assistants	10,446,059	10,440,467
Support Staff	12,310,889	12,157,788
Other Professionals	4,687,880	4,605,461
Substitutes	4,384,343	4,317,468
Total Salaries	103,001,445	100,690,754
Employee Benefits	25,667,275	24,810,043
Total Salaries and Benefits	128,668,720	125,500,797
Services and Supplies		
Services	3,994,921	3,531,638
Student Transportation	109,918	141,415
Professional Development and Travel	858,240	803,144
Rentals and Leases	8,295	8,395
Dues and Fees	521,668	516,418
Insurance	347,800	324,800
Supplies	7,844,144	5,570,906
Utilities	2,204,700	2,404,700
Total Services and Supplies	15,889,686	13,301,416
Total Operating Expense	144,558,406	138,802,213

School District No. 68 (Nanaimo-Ladysmith)

Amended Annual Budget - Operating Expense by Function, Program and Object
Year Ended June 30, 2021

	Teachers Salaries	Principals and Vice Principals Salaries	Educational Assistants Salaries	Support Staff Salaries	Other Professionals Salaries	Substitutes Salaries	Total Salaries
	\$	\$	\$	\$	\$	\$	\$
1 Instruction							
1.02 Regular Instruction	48,284,659	1,515,511	676,329	50,614	427,500	2,710,119	53,664,732
1.03 Career Programs			193,320			10,053	203,373
1.07 Library Services	1,894,085			276,617		93,707	2,264,409
1.08 Counselling	2,249,159					100,762	2,349,921
1.10 Special Education	8,394,042		8,236,870			772,994	17,403,906
1.30 English Language Learning	370,685		39,642			12,815	423,142
1.31 Indigenous Education	1,494,221	47,024	1,005,438	59,709	142,500	84,739	2,833,631
1.41 School Administration	31,215	6,641,058		2,761,943		266,323	9,700,539
1.62 International and Out of Province Students	112,615	138,000		80,146	130,000	3,627	464,388
1.64 Other			248,820				248,820
Total Function 1	62,830,681	8,341,593	10,400,419	3,229,029	700,000	4,055,139	89,556,861
4 District Administration							
4.11 Educational Administration				283,175	1,040,558	10,307	1,334,040
4.40 School District Governance				50,614	363,415	1,619	415,648
4.41 Business Administration				689,455	1,643,485	50,644	2,383,584
Total Function 4	-	-	-	1,023,244	3,047,458	62,570	4,133,272
5 Operations and Maintenance							
5.41 Operations and Maintenance Administration			45,640	615,628	588,922	44,234	1,294,424
5.50 Maintenance Operations				5,772,964	255,000	188,830	6,216,794
5.52 Maintenance of Grounds				558,962		2,131	561,093
5.56 Utilities				69,867		279	70,146
Total Function 5	-	-	45,640	7,017,421	843,922	235,474	8,142,457
7 Transportation and Housing							
7.41 Transportation and Housing Administration				49,002	96,500	1,519	147,021
7.70 Student Transportation				992,193		29,641	1,021,834
Total Function 7	-	-	-	1,041,195	96,500	31,160	1,168,855
9 Debt Services							
Total Function 9	-	-	-	-	-	-	-
Total Functions 1 - 9	62,830,681	8,341,593	10,446,059	12,310,889	4,687,880	4,384,343	103,001,445

School District No. 68 (Nanaimo-Ladysmith)

Amended Annual Budget - Operating Expense by Function, Program and Object
Year Ended June 30, 2021

	Total Salaries	Employee Benefits	Total Salaries and Benefits	Services and Supplies	2021 Amended Annual Budget	2021 Annual Budget
	\$	\$	\$	\$	\$	\$
1 Instruction						
1.02 Regular Instruction	53,664,732	13,268,236	66,932,968	5,394,576	72,327,544	70,304,608
1.03 Career Programs	203,373	54,606	257,979	207,500	465,479	479,907
1.07 Library Services	2,264,409	569,261	2,833,670	83,361	2,917,031	2,059,960
1.08 Counselling	2,349,921	584,959	2,934,880	2,700	2,937,580	2,684,466
1.10 Special Education	17,403,906	4,568,092	21,971,998	317,592	22,289,590	21,165,346
1.30 English Language Learning	423,142	106,337	529,479	5,576	535,055	515,484
1.31 Indigenous Education	2,833,631	716,858	3,550,489	281,875	3,832,364	3,450,000
1.41 School Administration	9,700,539	2,166,880	11,867,419	170,513	12,037,932	11,779,039
1.62 International and Out of Province Students	464,388	105,061	569,449	304,775	874,224	889,941
1.64 Other	248,820	66,808	315,628	1,000	316,628	316,131
Total Function 1	89,556,861	22,207,098	111,763,959	6,769,468	118,533,427	113,644,882
4 District Administration						
4.11 Educational Administration	1,334,040	290,994	1,625,034	188,044	1,813,078	1,735,343
4.40 School District Governance	415,648	83,916	499,564	224,008	723,572	715,579
4.41 Business Administration	2,383,584	551,689	2,935,273	1,020,432	3,955,705	3,889,146
Total Function 4	4,133,272	926,599	5,059,871	1,432,484	6,492,355	6,340,068
5 Operations and Maintenance						
5.41 Operations and Maintenance Administration	1,294,424	310,188	1,604,612	1,038,576	2,643,188	2,013,185
5.50 Maintenance Operations	6,216,794	1,745,697	7,962,491	3,530,717	11,493,208	11,324,600
5.52 Maintenance of Grounds	561,093	151,464	712,557	277,408	989,965	960,844
5.56 Utilities	70,146	18,834	88,980	2,354,700	2,443,680	2,643,541
Total Function 5	8,142,457	2,226,183	10,368,640	7,201,401	17,570,041	16,942,170
7 Transportation and Housing						
7.41 Transportation and Housing Administration	147,021	33,251	180,272	51,000	231,272	227,278
7.70 Student Transportation	1,021,834	274,144	1,295,978	435,333	1,731,311	1,647,815
Total Function 7	1,168,855	307,395	1,476,250	486,333	1,962,583	1,875,093
9 Debt Services						
Total Function 9	-	-	-	-	-	-
Total Functions 1 - 9	103,001,445	25,667,275	128,668,720	15,889,686	144,558,406	138,802,213

School District No. 68 (Nanaimo-Ladysmith)

Amended Annual Budget - Special Purpose Revenue and Expense
Year Ended June 30, 2021

Schedule 3

	2021 Amended Annual Budget	2021 Annual Budget
	\$	\$
Revenues		
Provincial Grants		
Ministry of Education	23,008,168	14,755,550
Other		153,000
Other Revenue	3,431,663	2,640,000
Investment Income	7,000	7,000
Total Revenue	26,446,831	17,555,550
Expenses		
Instruction	25,826,626	16,999,908
Operations and Maintenance	620,205	555,642
Total Expense	26,446,831	17,555,550
Budgeted Surplus (Deficit), for the year	-	-

School District No. 68 (Nanaimo-Ladysmith)
 Amended Annual Budget - Changes in Special Purpose Funds
 Year Ended June 30, 2021

	Annual Facility Grant	Learning Improvement Fund	Aboriginal Education Technology	Special Education Equipment	School Generated Funds	Strong Start	Ready, Set, Learn	OLEP	Community LINK
	\$	\$	\$	\$	\$	\$	\$	\$	\$
Deferred Revenue, beginning of year	64,563	11,312	12,012	27,909	-	12,338	22,119	90,273	109,812
Add: Restricted Grants									
Provincial Grants - Ministry of Education	555,642	488,486	-	-	2,640,000	256,000	63,700	222,497	2,311,113
Other					7,000				
Investment Income	555,642	488,486	-	-	2,647,000	256,000	63,700	222,497	2,311,113
Less: Allocated to Revenue	620,205	499,798	12,012	27,909	2,647,000	268,338	85,819	312,770	2,420,925
Deferred Revenue, end of year	-	-	-	-	-	-	-	-	-
Revenues	620,205	499,798	12,012	27,909	2,640,000	268,338	85,819	312,770	2,420,925
Provincial Grants - Ministry of Education					2,640,000				
Other Revenue	620,205	499,798	12,012	27,909	7,000	268,338	85,819	312,770	2,420,925
Investment Income									
Expenses									
Salaries									
Teachers									
Principals and Vice Principals								106,696	357,900
Educational Assistants									
Support Staff		374,852				193,113			1,360,117
Other Professionals									
Substitutes		17,551			24,450		2,500		102,500
Employee Benefits		392,403			24,450		2,500		71,995
Services and Supplies	620,205	105,361	12,012	27,909	5,550	51,851	625	26,834	478,081
Net Revenue (Expense)	620,205	499,798	12,012	27,909	2,617,000	23,374	82,694	179,240	50,332
Additional Expenses funded by, and reported in, the Operating Fund	-	-	-	-	-	-	-	-	-
	-	-	-	-	-	-	-	-	-
	-	-	-	-	-	-	-	-	-

School District No. 68 (Nanaimo-Ladysmith)

Amended Annual Budget - Changes in Special Purpose Funds

Year Ended June 30, 2021

	Classroom Enhancement Fund - Overhead Fund	Classroom Enhancement Fund - Staffing Fund	Classroom Enhancement Fund - Remedies Fund	First Nation Student Transportation	Mental Health in Schools	Changing Results for Young Children	Safe Return to School Grant	Federal Safe Return to Class Fund	Other Special Purpose Grants
	\$	\$	\$	\$	\$	\$	\$	\$	\$
Deferred Revenue, beginning of year	-	-	-	46,123	22,227	11,381	-	-	467,425
Add: Restricted Grants									
Provincial Grants - Ministry of Education	1,402,180	10,413,172	253,125	-	51,000	11,250	1,068,252	5,481,682	
Other Investment Income									324,238
	1,402,180	10,413,172	253,125	-	51,000	11,250	1,068,252	5,481,682	324,238
Less: Allocated to Revenue									
Deferred Revenue, end of year	-	-	-	46,123	73,227	22,631	1,068,252	5,481,682	791,663
Revenues									
Provincial Grants - Ministry of Education	1,402,180	10,413,172	253,125	46,123	73,227	22,631	1,068,252	5,481,682	791,663
Other Revenue									
Investment Income									
Expenses									
Salaries									
Teachers	271,602	8,361,353						2,092,569	
Principals and Vice Principals									
Educational Assistants								194,934	
Support Staff	395,356						452,145	434,404	
Other Professionals	102,500								
Substitutes	329,193								
Employee Benefits	1,098,651	8,361,353	253,125		21,200	9,000	452,145	172,756	
Services and Supplies	264,029	2,051,819			5,300	2,250	121,401	722,342	
Net Revenue (Expense)	39,500			46,123	46,727	11,381	494,706	1,864,677	791,663
	1,402,180	10,413,172	253,125	46,123	73,227	22,631	1,068,252	5,481,682	791,663
Additional Expenses funded by, and reported in, the Operating Fund	-	-	-	-	-	-	-	-	-
	-	-	-	-	-	-	-	-	-
	-	-	-	-	-	-	-	-	-
	-	420,692	-	-	-	-	-	-	-

School District No. 68 (Nanaimo-Ladysmith)

Amended Annual Budget - Changes in Special Purpose Funds

Year Ended June 30, 2021

	TOTAL
Deferred Revenue, beginning of year	\$ 897,494
Add: Restricted Grants	
Provincial Grants - Ministry of Education	22,578,099
Other	2,964,238
Investment Income	7,000
	<u>25,549,337</u>
Less: Allocated to Revenue	26,446,831
Deferred Revenue, end of year	-
Revenues	
Provincial Grants - Ministry of Education	23,008,168
Other Revenue	3,431,663
Investment Income	7,000
	<u>26,446,831</u>
Expenses	
Salaries	
Teachers	10,918,518
Principals and Vice Principals	271,602
Educational Assistants	2,123,016
Support Staff	1,281,905
Other Professionals	205,000
Substitutes	901,770
	<u>15,701,811</u>
Employee Benefits	3,835,443
Services and Supplies	6,909,577
	<u>26,446,831</u>
Net Revenue (Expense)	-
Additional Expenses funded by, and reported in, the Operating Fund	420,692

School District No. 68 (Nanaimo-Ladysmith)

Schedule 4

Amended Annual Budget - Capital Revenue and Expense
Year Ended June 30, 2021

	2021 Amended Annual Budget			2021 Annual Budget
	Invested in Tangible Capital Assets	Local Capital	Fund Balance	
	\$	\$	\$	\$
Revenues				
Investment Income		38,000	38,000	38,000
Amortization of Deferred Capital Revenue	5,900,000		5,900,000	5,854,198
Total Revenue	5,900,000	38,000	5,938,000	5,892,198
Expenses				
Amortization of Tangible Capital Assets				
Operations and Maintenance	9,490,000		9,490,000	9,066,809
Total Expense	9,490,000	-	9,490,000	9,066,809
Net Revenue (Expense)	(3,590,000)	38,000	(3,552,000)	(3,174,611)
Net Transfers (to) from other funds				
Local Capital		3,002,500	3,002,500	622,500
Total Net Transfers	-	3,002,500	3,002,500	622,500
Other Adjustments to Fund Balances				
Tangible Capital Assets Purchased from Local Capital	1,000,000	(1,000,000)	-	
Total Other Adjustments to Fund Balances	1,000,000	(1,000,000)	-	
Budgeted Surplus (Deficit), for the year	(2,590,000)	2,040,500	(549,500)	(2,552,111)