



**NANAIMO LADYSMITH**  
**PUBLIC SCHOOLS**

**2017 2018 Budget**

**March 7, 2017**

**Department of Learning Services**

**2020 Vision – *Year 1***



## Celebrating Our Successes

### Conference Board of Canada (2014)

- ✓ 3<sup>rd</sup> best among included jurisdictions and top performing Province

### PISA results (2015)

- ✓ 1<sup>st</sup> in reading
- ✓ 2<sup>nd</sup> in science
- ✓ 6<sup>th</sup> in math

### PISA results (2012)

- ✓ 2<sup>nd</sup> in reading
- ✓ 3<sup>rd</sup> in science
- ✓ 10<sup>th</sup> in math

*New PISA results (2015) show **BC students made improvements in each subject area compared to 2012.***



# Six-Year Completion Rates

## Socio economic status



### Six-Year Completion and Grad 068 - Nanaimo-Ladysmith

#### Six-Year Completion

		Cohort Size	Rate
		#	%
All Students	2011/12	1555	71.6
	2012/13	1451	72.3
	2013/14	1431	72.5
	2014/15	1465	73.2
	2015/16	1355	72.6

**Indicators of Children at Risk 2012**

**School Districts\* Composite Index<sup>a</sup> of Children at Risk**

Ranked from worst to best

School District	Index	Rank
52 Prince Rupert	1.22	1
70 Alberni	1.01	2
74 Gold Trail	0.97	3
82 Coast Mountains	0.85	4
49 Central Coast	0.83	5
91 Nechako Lakes	0.82	6
50 Haida Gwaii	0.76	7
27 Cariboo-Chilcotin	0.74	8
78 Fraser-Cascade	0.71	9
28 Quesnel	0.68	10
58 Nicola-Similkameen	0.58	11
59 Peace River South	0.53	12
68 Nanaimo-Ladysmith	0.45	13






# NLPS Strategic Plan

Meeting Each Student's Unique Needs

Continuous Improvement of Assessment & Instruction

Reconciliation

Organizational Effectiveness and Accountability



Curriculum & Instruction  
Assessment & Reporting  
Building a Collaborative Culture  
Safe, Caring & Inclusive Schools



**NANAIMO LADYSMITH**  
PUBLIC SCHOOLS

# Response To Intervention

RtI





**NANAIMO LADYSMITH**  
**PUBLIC SCHOOLS**

**2018 2019 Budget**

**March 7, 2018**

**Department of Learning Services**

**2020 Vision – *Year 2***



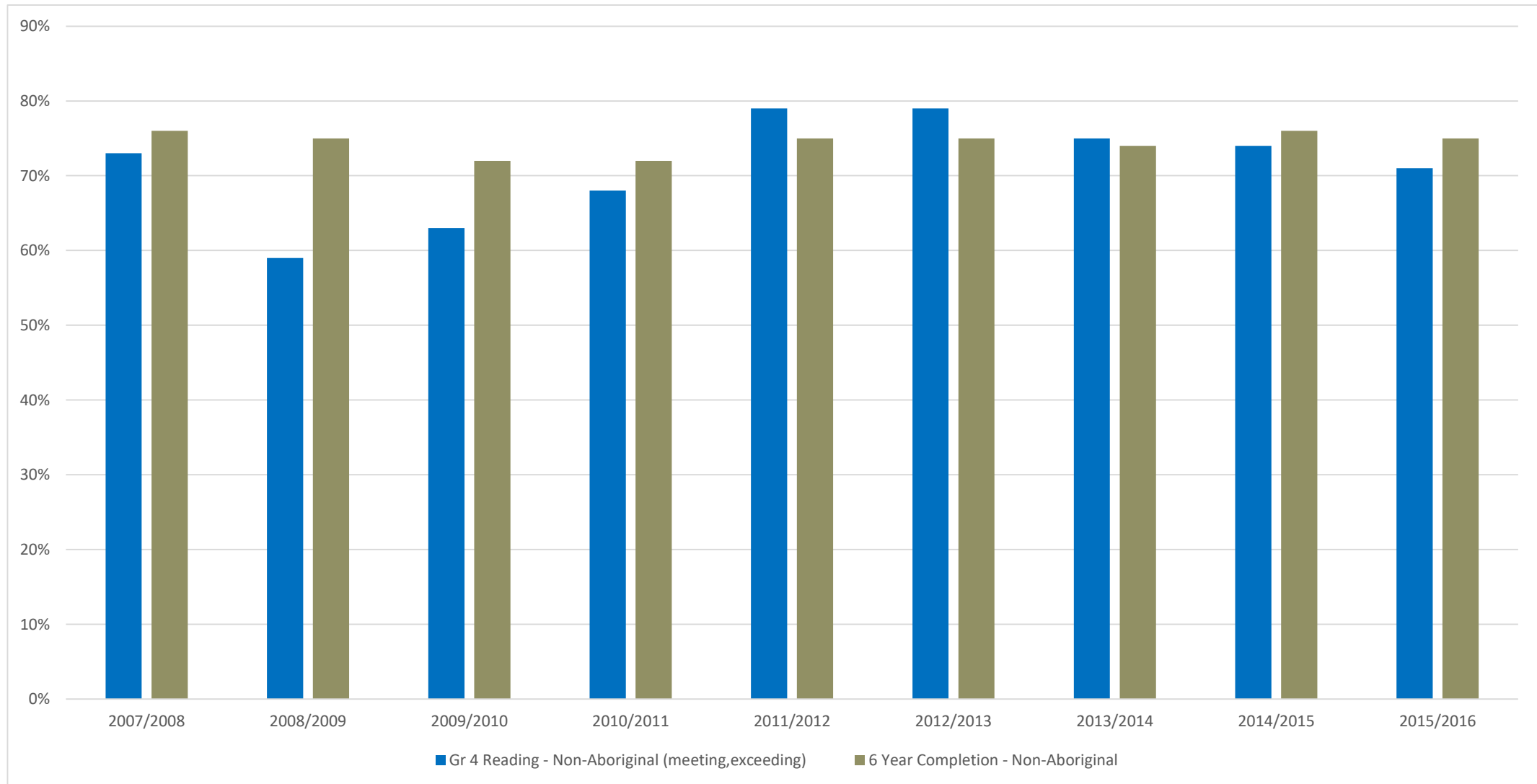
# Staying the Course



NANAIMO LADYSMITH  
PUBLIC SCHOOLS



# NLPS Gr 4 Reading & 6 Year Completion



# NANAIMO - LADYSMITH (SD 68) WAVE 6



**EDI**



**PHYSICAL HEALTH & WELL-BEING**

Motor control, energy level, daily preparedness for school and washroom independence.



**SOCIAL COMPETENCE**

Cooperation, respect for others, socially appropriate behaviour, self-control and self-confidence.



**EMOTIONAL MATURITY**

Tolerance, a focus on helping and the ability to demonstrate empathy for others.



**LANGUAGE & COGNITIVE DEVELOPMENT**

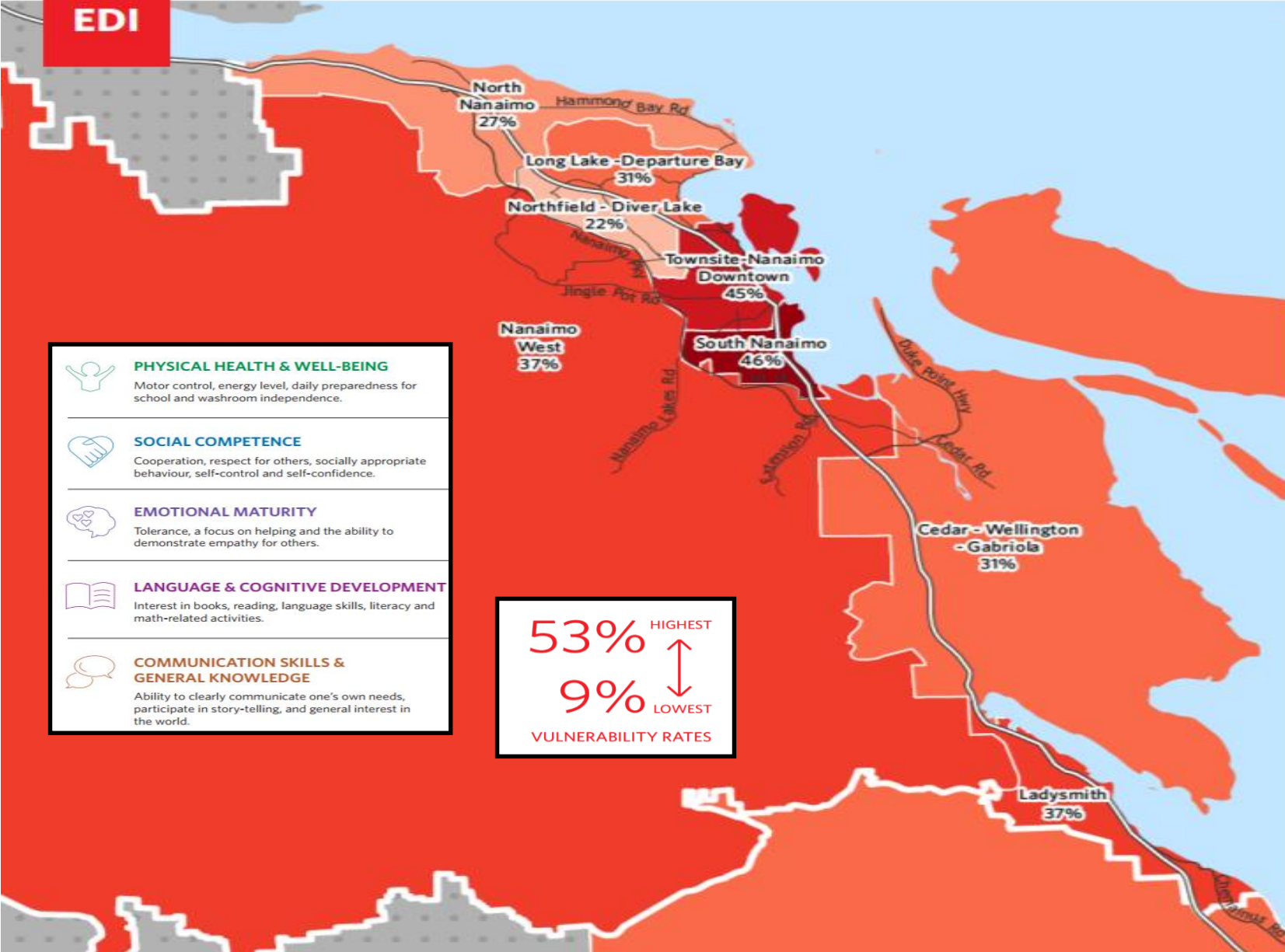
Interest in books, reading, language skills, literacy and math-related activities.



**COMMUNICATION SKILLS & GENERAL KNOWLEDGE**

Ability to clearly communicate one's own needs, participate in story-telling, and general interest in the world.

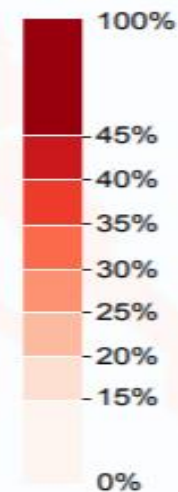
**53%** HIGHEST  
 9% LOWEST  
 VULNERABILITY RATES



## VULNERABLE ON ONE OR MORE SCALES

Percent of children Vulnerable on One or More Scales of the EDI.

**% VULNERABLE**



SCHOOL DISTRICT AVERAGE

**34%**

PROVINCIAL AVERAGE

**32.2%**

No Data/ Suppressed


For more information please visit:  
[earlylearning.ubc.ca/maps/edi](http://earlylearning.ubc.ca/maps/edi)

**HUMAN  
 EARLY LEARNING  
 PARTNERSHIP**





# Collective Teacher Efficacy ( $d = 1.57$ ), John Hattie



NANAIMO LADYSMITH  
PUBLIC SCHOOLS





# NLPS LEARNING

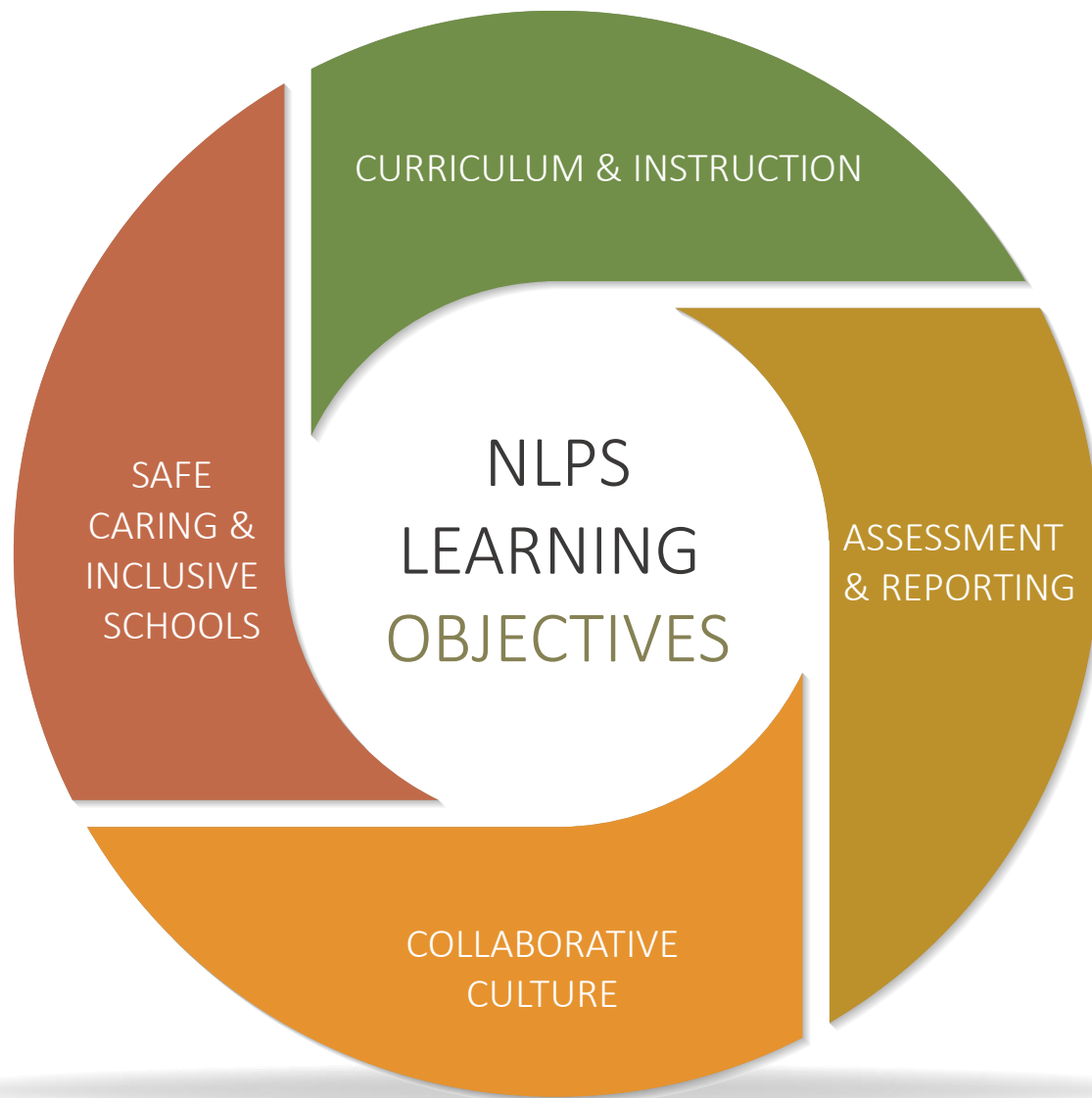
Department of Learning Services

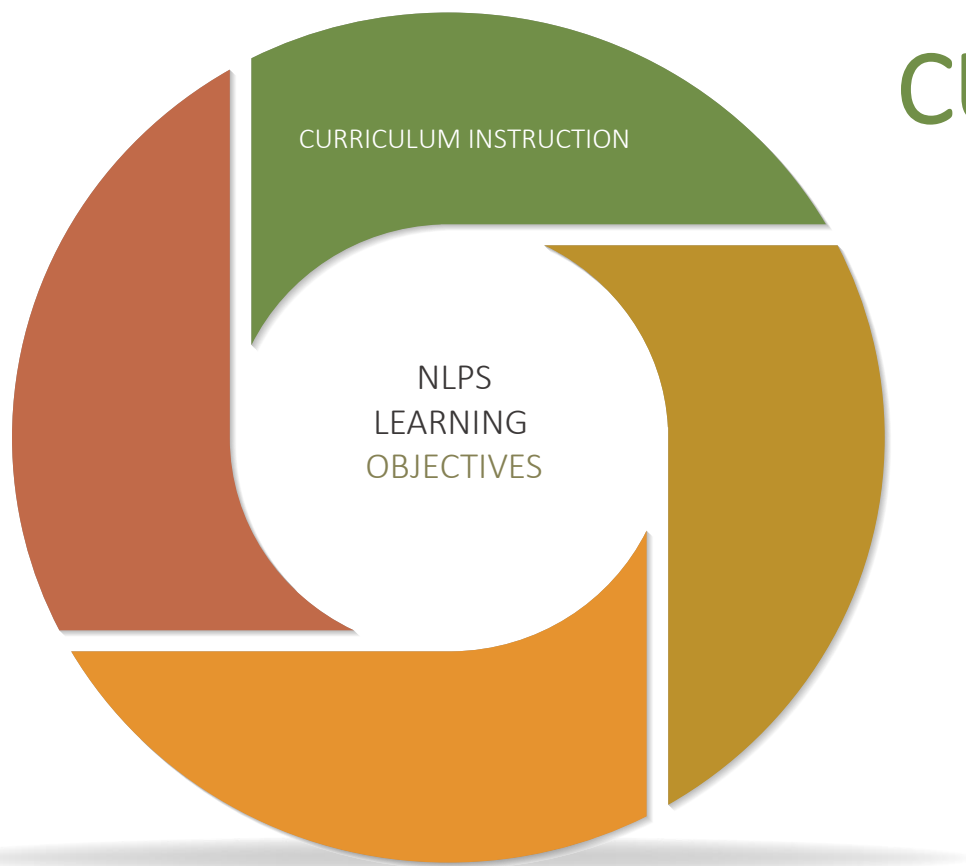




# Response To Intervention

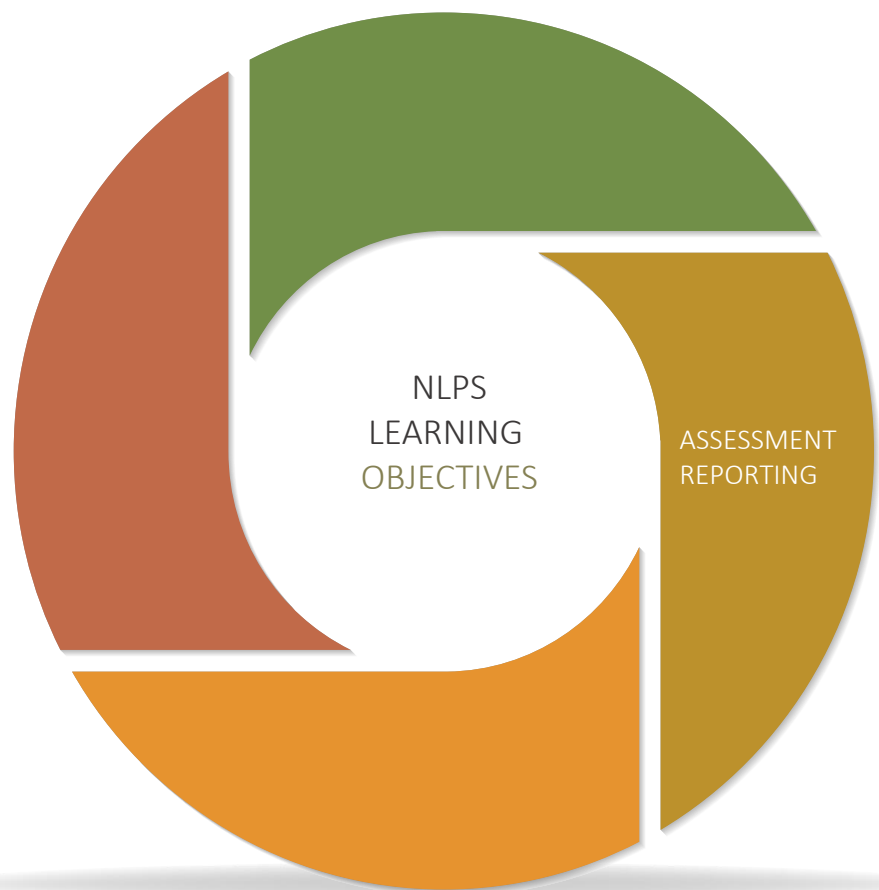






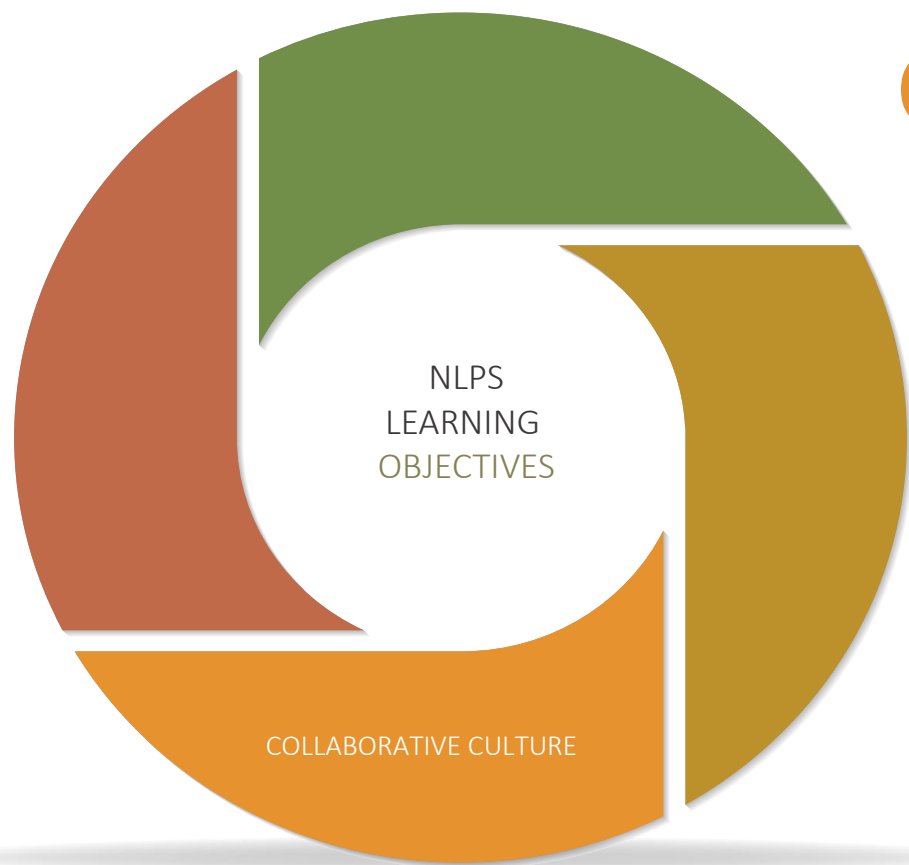
# CURRICULUM & INSTRUCTION

# ASSESSMENT & REPORTING

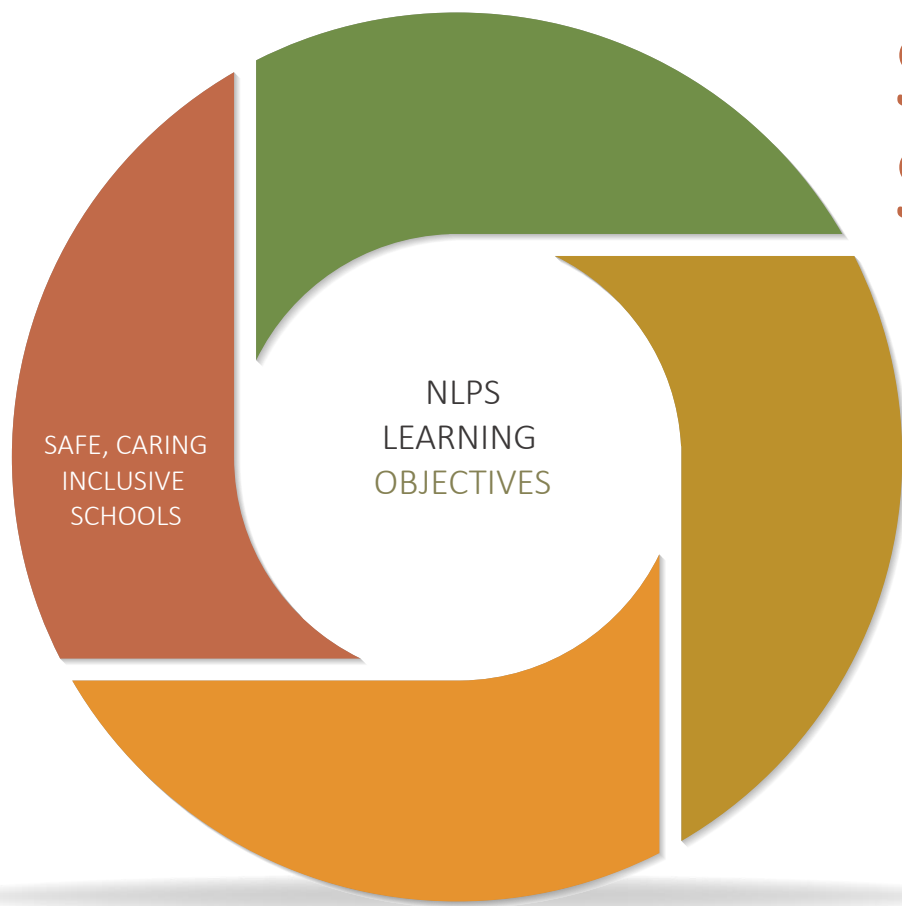




# COLLABORATIVE CULTURE



# SAFE CARING & INCLUSIVE SCHOOLS



Aboriginal Education


Early Intervention

Equitable, Inclusive Learning  
Environments

*Diversity & Inclusion*

Secondary Transformation

*the Learning Agenda*



# Aboriginal Education





# Early Intervention



NANAIMO LADYSMITH  
PUBLIC SCHOOLS




# Equitable, Inclusive Learning Environments



**NANAIMO LADYSMITH**  
PUBLIC SCHOOLS







# Secondary Transformation

Thank you

