

Annual Budget

School District No. 68 (Nanaimo-Ladysmith)

June 30, 2022

School District No. 68 (Nanaimo-Ladysmith)

June 30, 2022

Table of Contents

Bylaw	1
Annual Budget - Revenue and Expense - Statement 2	2
Annual Budget - Changes in Net Financial Assets (Debt) - Statement 4	4
Annual Budget - Operating Revenue and Expense - Schedule 2	5
Schedule 2A - Annual Budget - Schedule of Operating Revenue by Source	6
Schedule 2B - Annual Budget - Schedule of Operating Expense by Object	7
Schedule 2C - Annual Budget - Operating Expense by Function, Program and Object	8
Annual Budget - Special Purpose Revenue and Expense - Schedule 3	10
Schedule 3A - Annual Budget - Changes in Special Purpose Funds	11
Annual Budget - Capital Revenue and Expense - Schedule 4	13

*NOTE - Statement 1, Statement 3, Statement 5, Schedule 1 and Schedules 4A - 4D are used for Financial Statement reporting only.

ANNUAL BUDGET BYLAW

A Bylaw of THE BOARD OF EDUCATION OF SCHOOL DISTRICT NO. 68 (NANAIMO-LADYSMITH) (called the "Board") to adopt the Annual Budget of the Board for the fiscal year 2021/2022 pursuant to section 113 of the *School Act*, R.S.B.C., 1996, c. 412 as amended from time to time (called the "Act").


1. Board has complied with the provisions of the Act respecting the Annual Budget adopted by this bylaw.
2. This bylaw may be cited as School District No. 68 (Nanaimo-Ladysmith) Annual Budget Bylaw for fiscal year 2021/2022.
3. The attached Statement 2 showing the estimated revenue and expense for the 2021/2022 fiscal year and the total budget bylaw amount of \$172,730,020 for the 2021/2022 fiscal year was prepared in accordance with the Act.
4. Statement 2, 4 and Schedules 2 to 4 are adopted as the Annual Budget of the Board for the fiscal year 2021/2022.

READ A FIRST TIME THE 26th DAY OF MAY, 2021;


READ A SECOND TIME THE 26th DAY OF MAY, 2021;

READ A THIRD TIME, PASSED AND ADOPTED THE 26th DAY OF MAY, 2021;

(Corporate Seal)



Chairperson of the Board



Secretary Treasurer

I HEREBY CERTIFY this to be a true original of School District No. 68 (Nanaimo-Ladysmith) Annual Budget Bylaw 2021/2022, adopted by the Board the 26th DAY OF May, 2021.



Secretary Treasurer

School District No. 68 (Nanaimo-Ladysmith)

Statement 2

Annual Budget - Revenue and Expense

Year Ended June 30, 2022

	2022 Annual Budget	2021 Amended Annual Budget
Ministry Operating Grant Funded FTE's		
School-Age	14,587.615	14,535.500
Adult	19.500	20.250
Total Ministry Operating Grant Funded FTE's	14,607.115	14,555.750
Revenues	\$	\$
Provincial Grants		
Ministry of Education	154,106,139	159,974,769
Other	232,416	232,416
Tuition	2,391,350	1,344,190
Other Revenue	4,880,767	5,497,617
Rentals and Leases	400,000	400,000
Investment Income	221,000	250,000
Amortization of Deferred Capital Revenue	6,350,000	5,900,000
Total Revenue	168,581,672	173,598,992
Expenses		
Instruction	136,261,832	144,360,053
District Administration	6,627,171	6,492,355
Operations and Maintenance	27,860,880	27,680,246
Transportation and Housing	1,980,137	1,962,583
Total Expense	172,730,020	180,495,237
Net Revenue (Expense)	(4,148,348)	(6,896,245)
Budgeted Allocation (Retirement) of Surplus (Deficit)	778,348	6,346,745
Budgeted Surplus (Deficit), for the year	(3,370,000)	(549,500)
Budgeted Surplus (Deficit), for the year comprised of:		
Operating Fund Surplus (Deficit)		
Special Purpose Fund Surplus (Deficit)		
Capital Fund Surplus (Deficit)	(3,370,000)	(549,500)
Budgeted Surplus (Deficit), for the year	(3,370,000)	(549,500)

School District No. 68 (Nanaimo-Ladysmith)


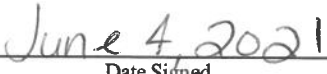




Statement 2

Annual Budget - Revenue and Expense

Year Ended June 30, 2022

	2022 Annual Budget	2021 Amended Annual Budget
Budget Bylaw Amount		
Operating - Total Expense	145,377,179	144,558,406
Special Purpose Funds - Total Expense	17,602,841	26,446,831
Capital Fund - Total Expense	9,750,000	9,490,000
Capital Fund - Tangible Capital Assets Purchased from Local Capital		1,000,000
Total Budget Bylaw Amount	172,730,020	181,495,237

Approved by the Board

 _____ Signature of the Chairperson of the Board of Education	 _____ Date Signed
 _____ Signature of the Superintendent	 _____ Date Signed
 _____ Signature of the Secretary Treasurer	 _____ Date Signed

School District No. 68 (Nanaimo-Ladysmith)

Statement 4

Annual Budget - Changes in Net Financial Assets (Debt)

Year Ended June 30, 2022

	2022	2021 Amended
	Annual Budget	Annual Budget
	\$	\$
Surplus (Deficit) for the year	<u>(4,148,348)</u>	<u>(6,896,245)</u>
Effect of change in Tangible Capital Assets		
Acquisition of Tangible Capital Assets		
From Local Capital		(1,000,000)
From Deferred Capital Revenue	(29,116,700)	(15,540,000)
Total Acquisition of Tangible Capital Assets	<u>(29,116,700)</u>	<u>(16,540,000)</u>
Amortization of Tangible Capital Assets	9,750,000	9,490,000
Total Effect of change in Tangible Capital Assets	<u>(19,366,700)</u>	<u>(7,050,000)</u>
	<u>-</u>	<u>-</u>
(Increase) Decrease in Net Financial Assets (Debt)	<u><u>(23,515,048)</u></u>	<u><u>(13,946,245)</u></u>

School District No. 68 (Nanaimo-Ladysmith)

Schedule 2

Annual Budget - Operating Revenue and Expense
Year Ended June 30, 2022

	2022 Annual Budget \$	2021 Amended Annual Budget \$
Revenues		
Provincial Grants		
Ministry of Education	139,323,111	136,966,601
Other	232,416	232,416
Tuition	2,391,350	1,344,190
Other Revenue	2,065,954	2,065,954
Rentals and Leases	400,000	400,000
Investment Income	186,000	205,000
Total Revenue	144,598,831	141,214,161
Expenses		
Instruction	119,214,633	118,533,427
District Administration	6,627,171	6,492,355
Operations and Maintenance	17,555,238	17,570,041
Transportation and Housing	1,980,137	1,962,583
Total Expense	145,377,179	144,558,406
Net Revenue (Expense)	(778,348)	(3,344,245)
Budgeted Prior Year Surplus Appropriation	778,348	6,346,745
Net Transfers (to) from other funds		
Local Capital		(3,002,500)
Total Net Transfers	-	(3,002,500)
Budgeted Surplus (Deficit), for the year	-	-

School District No. 68 (Nanaimo-Ladysmith)

Schedule 2A

Annual Budget - Schedule of Operating Revenue by Source
Year Ended June 30, 2022

	2022 Annual Budget	2021 Amended Annual Budget
	\$	\$
Provincial Grants - Ministry of Education		
Operating Grant, Ministry of Education	139,910,172	133,578,580
ISC/LEA Recovery	(1,174,655)	(1,174,655)
Other Ministry of Education Grants		
Pay Equity	160,000	160,000
Student Transportation Fund	244,630	244,630
Support Staff Benefits Grant	67,920	67,920
Teachers' Labour Settlement Funding		3,645,082
Early Career Mentorship Funding		280,000
Other	115,044	165,044
Total Provincial Grants - Ministry of Education	139,323,111	136,966,601
Provincial Grants - Other	232,416	232,416
Tuition		
International and Out of Province Students	2,391,350	1,344,190
Total Tuition	2,391,350	1,344,190
Other Revenues		
Other School District/Education Authorities	519,299	519,299
Funding from First Nations	1,174,655	1,174,655
Miscellaneous		
Cafeteria Revenue	205,000	205,000
BC Hydro Energy Manager Grant	50,000	50,000
Other	117,000	117,000
Total Other Revenue	2,065,954	2,065,954
Rentals and Leases	400,000	400,000
Investment Income	186,000	205,000
Total Operating Revenue	144,598,831	141,214,161

School District No. 68 (Nanaimo-Ladysmith)

Schedule 2B

Annual Budget - Schedule of Operating Expense by Object
Year Ended June 30, 2022

	2022 Annual Budget	2021 Amended Annual Budget
	\$	\$
Salaries		
Teachers	63,898,930	62,830,681
Principals and Vice Principals	8,674,907	8,341,593
Educational Assistants	10,715,490	10,446,059
Support Staff	12,529,114	12,310,889
Other Professionals	4,993,505	4,687,880
Substitutes	4,205,614	4,384,343
Total Salaries	<u>105,017,560</u>	<u>103,001,445</u>
Employee Benefits	<u>26,143,052</u>	<u>25,667,275</u>
Total Salaries and Benefits	<u>131,160,612</u>	<u>128,668,720</u>
Services and Supplies		
Services	3,859,722	3,994,921
Student Transportation	101,918	109,918
Professional Development and Travel	887,235	858,240
Rentals and Leases	8,295	8,295
Dues and Fees	571,668	521,668
Insurance	382,800	347,800
Supplies	6,197,729	7,844,144
Utilities	2,207,200	2,204,700
Total Services and Supplies	<u>14,216,567</u>	<u>15,889,686</u>
Total Operating Expense	<u>145,377,179</u>	<u>144,558,406</u>

School District No. 68 (Nanaimo-Ladysmith)

Annual Budget - Operating Expense by Function, Program and Object
Year Ended June 30, 2022

	Teachers Salaries	Principals and Vice Principals Salaries	Educational Assistants Salaries	Support Staff Salaries	Other Professionals Salaries	Substitutes Salaries	Total Salaries
	\$	\$	\$	\$	\$	\$	\$
1 Instruction							
1.02 Regular Instruction	49,181,744	1,689,111	669,083	51,633	444,216	2,503,364	54,539,151
1.03 Career Programs			196,179			10,201	206,380
1.07 Library Services	1,915,072			281,005		94,787	2,290,864
1.08 Counselling	2,294,156					102,778	2,396,934
1.10 Special Education	8,556,700		8,490,285			784,846	17,831,831
1.30 English Language Learning	378,100		40,225			13,068	431,393
1.31 Indigenous Education	1,435,791		1,020,282	60,911	148,072	85,155	2,750,211
1.41 School Administration	22,500	6,845,434		2,780,029	50,000	272,683	9,970,646
1.62 International and Out of Province Students	114,867	140,362		81,755	160,769	3,699	501,452
1.64 Other			253,796				253,796
Total Function 1	63,898,930	8,674,907	10,669,850	3,255,333	803,057	3,870,581	91,172,658
4 District Administration							
4.11 Educational Administration				288,866	1,080,142	10,489	1,379,497
4.40 School District Governance				51,633	379,426	1,652	432,711
4.41 Business Administration				702,835	1,727,911	51,072	2,481,818
Total Function 4	-	-	-	1,043,334	3,187,479	63,213	4,294,026
5 Operations and Maintenance							
5.41 Operations and Maintenance Administration			45,640	627,718	638,628	44,449	1,356,435
5.50 Maintenance Operations				5,879,776	264,146	192,514	6,336,436
5.52 Maintenance of Grounds				570,036		2,173	572,209
5.56 Utilities				71,094		284	71,378
Total Function 5	-	-	45,640	7,148,624	902,774	239,420	8,336,458
7 Transportation and Housing							
7.41 Transportation and Housing Administration				49,989	100,195	1,550	151,734
7.70 Student Transportation				1,031,834		30,850	1,062,684
Total Function 7	-	-	-	1,081,823	100,195	32,400	1,214,418
9 Debt Services							
Total Function 9	-	-	-	-	-	-	-
Total Functions 1 - 9	63,898,930	8,674,907	10,715,490	12,529,114	4,993,505	4,205,614	105,017,560

School District No. 68 (Nanaimo-Ladysmith)

Annual Budget - Operating Expense by Function, Program and Object
Year Ended June 30, 2022

	Total Salaries	Employee Benefits	Total Salaries and Benefits	Services and Supplies	2022 Annual Budget	2021 Amended Annual Budget
	\$	\$	\$	\$	\$	\$
1 Instruction						
1.02 Regular Instruction	54,539,151	13,481,451	68,020,602	3,991,866	72,012,468	72,327,544
1.03 Career Programs	206,380	55,413	261,793	210,000	471,793	465,479
1.07 Library Services	2,290,864	575,935	2,866,799	87,361	2,954,160	2,917,031
1.08 Counselling	2,396,934	596,662	2,993,596	2,700	2,996,296	2,937,580
1.10 Special Education	17,831,831	4,679,491	22,511,322	324,792	22,836,114	22,289,590
1.30 English Language Learning	431,393	108,406	539,799	5,576	545,375	535,055
1.31 Indigenous Education	2,750,211	698,418	3,448,629	166,521	3,615,150	3,832,364
1.41 School Administration	9,970,646	2,211,460	12,182,106	170,814	12,352,920	12,037,932
1.62 International and Out of Province Students	501,452	112,830	614,282	492,435	1,106,717	874,224
1.64 Other	253,796	68,144	321,940	1,700	323,640	316,628
Total Function 1	91,172,658	22,588,210	113,760,868	5,453,765	119,214,633	118,533,427
4 District Administration						
4.11 Educational Administration	1,379,497	300,646	1,680,143	183,687	1,863,830	1,813,078
4.40 School District Governance	432,711	87,243	519,954	224,008	743,962	723,572
4.41 Business Administration	2,481,818	573,078	3,054,896	964,483	4,019,379	3,955,705
Total Function 4	4,294,026	960,967	5,254,993	1,372,178	6,627,171	6,492,355
5 Operations and Maintenance						
5.41 Operations and Maintenance Administration	1,356,435	323,628	1,680,063	753,484	2,433,547	2,643,188
5.50 Maintenance Operations	6,336,436	1,777,231	8,113,667	3,558,699	11,672,366	11,493,208
5.52 Maintenance of Grounds	572,209	154,465	726,674	277,408	1,004,082	989,965
5.56 Utilities	71,378	19,165	90,543	2,354,700	2,445,243	2,443,680
Total Function 5	8,336,458	2,274,489	10,610,947	6,944,291	17,555,238	17,570,041
7 Transportation and Housing						
7.41 Transportation and Housing Administration	151,734	34,278	186,012	11,000	197,012	231,272
7.70 Student Transportation	1,062,684	285,108	1,347,792	435,333	1,783,125	1,731,311
Total Function 7	1,214,418	319,386	1,533,804	446,333	1,980,137	1,962,583
9 Debt Services						
Total Function 9	-	-	-	-	-	-
Total Functions 1 - 9	105,017,560	26,143,052	131,160,612	14,216,567	145,377,179	144,558,406

School District No. 68 (Nanaimo-Ladysmith)

Schedule 3

Annual Budget - Special Purpose Revenue and Expense
Year Ended June 30, 2022

	2022	2021 Amended
	Annual Budget	Annual Budget
	\$	\$
Revenues		
Provincial Grants		
Ministry of Education	14,783,028	23,008,168
Other Revenue	2,814,813	3,431,663
Investment Income	5,000	7,000
Total Revenue	17,602,841	26,446,831
Expenses		
Instruction	17,047,199	25,826,626
Operations and Maintenance	555,642	620,205
Total Expense	17,602,841	26,446,831
Budgeted Surplus (Deficit), for the year	-	-

School District No. 68 (Nanaimo-Ladysmith)

Annual Budget - Changes in Special Purpose Funds

Year Ended June 30, 2022

Schedule 3A

	Annual Facility Grant	Learning Improvement Fund	School Generated Funds	Strong Start	Ready, Set, Learn	OLEP	Community LINK	Classroom Enhancement Fund - Overhead	Classroom Enhancement Fund - Staffing
	\$	\$	\$	\$	\$	\$	\$	\$	\$
Deferred Revenue, beginning of year									
Add: Restricted Grants									
Provincial Grants - Ministry of Education	555,642	487,126	2,640,000	256,000	63,700	222,497	2,361,778	1,402,180	9,371,855
Other			5,000						
Investment Income									
Less: Allocated to Revenue									
Deferred Revenue, end of year	555,642	487,126	2,645,000	256,000	63,700	222,497	2,361,778	1,402,180	9,371,855
Revenues									
Provincial Grants - Ministry of Education	555,642	487,126	2,640,000	256,000	63,700	222,497	2,361,778	1,402,180	9,371,855
Other Revenue			5,000						
Investment Income									
Expenses									
Salaries									
Teachers									
Principals and Vice Principals					108,829		373,511	260,363	7,497,484
Educational Assistants							1,290,878		
Support Staff		366,810		197,001					
Other Professionals							106,225		
Substitutes		17,104	24,450		2,500	8,000	71,670		
Employee Benefits		383,914	24,450	197,001	2,500	116,829	1,842,284	1,054,704	7,497,484
Services and Supplies		103,080	5,550	52,898	625	29,371	463,803	253,572	1,874,371
Net Revenue (Expense)	555,642	132	2,615,000	6,101	60,575	76,297	55,691	93,904	
	555,642	487,126	2,645,000	256,000	63,700	222,497	2,361,778	1,402,180	9,371,855

School District No. 68 (Nanaimo-Ladysmith)

Annual Budget - Changes in Special Purpose Funds
Year Ended June 30, 2022

	Classroom Enhancement Fund - Remedies	First Nation Student Transportation	Mental Health in Schools	Changing Results for Young Children	Other Special Purpose	TOTAL
	\$	\$	\$	\$	\$	\$
Deferred Revenue, beginning of year					105,000	105,000
Add:						
Restricted Grants						
Provincial Grants - Ministry of Education	-	-	51,000	11,250	69,813	14,783,028
Other	-	-	-	-	-	2,709,813
Investment Income	-	-	51,000	11,250	69,813	5,000
	-	-	51,000	11,250	174,813	17,497,841
Less: Allocated to Revenue						
Deferred Revenue, end of year	-	-	51,000	11,250	174,813	17,602,841
Revenues						
Provincial Grants - Ministry of Education			51,000	11,250		14,783,028
Other Revenue					174,813	2,814,813
Investment Income						5,000
Expenses						
Salaries						
Teachers						7,979,824
Principals and Vice Principals						260,363
Educational Assistants						1,854,689
Support Staff						403,059
Other Professionals						212,450
Substitutes			21,200	4,800	434,781	
			21,200	4,800		11,145,166
Employee Benefits			5,300	1,200		2,789,770
Services and Supplies			24,500	5,250	174,813	3,667,905
			51,000	11,250	174,813	17,602,841
Net Revenue (Expense)						

School District No. 68 (Nanaimo-Ladysmith)

Schedule 4

Annual Budget - Capital Revenue and Expense
Year Ended June 30, 2022

	2022 Annual Budget			2021 Amended Annual Budget
	Invested in Tangible Capital Assets	Local Capital	Fund Balance	
	\$	\$	\$	\$
Revenues				
Investment Income		30,000	30,000	38,000
Amortization of Deferred Capital Revenue	6,350,000		6,350,000	5,900,000
Total Revenue	6,350,000	30,000	6,380,000	5,938,000
Expenses				
Amortization of Tangible Capital Assets				
Operations and Maintenance	9,750,000		9,750,000	9,490,000
Total Expense	9,750,000	-	9,750,000	9,490,000
Net Revenue (Expense)	(3,400,000)	30,000	(3,370,000)	(3,552,000)
Net Transfers (to) from other funds				
Local Capital			-	3,002,500
Total Net Transfers	-	-	-	3,002,500
Other Adjustments to Fund Balances				
Total Other Adjustments to Fund Balances	-	-	-	
Budgeted Surplus (Deficit), for the year	(3,400,000)	30,000	(3,370,000)	(549,500)