

New Teams Experience: Features

Last Updated: March 10, 2021

Features of the New Teams Experience

Each one of the new features listed below contains a link to a YouTube video. Click on the titles below to watch the videos and learn all about the new features:

- [Breakout Rooms](#) – create sub-meetings within your Teams meeting to allow for smaller group discussions
- [Large Gallery Mode](#) – see up to 49 people on a screen
- [Together Mode](#) – see meeting participants in theatre seating
- Pop Out Meetings – view your video conference in its own separate window
- [Meeting Notes](#) – take notes in the main Teams window (separate from the meeting window)
- [Focus Mode](#) – view only the content that is being shared and not participant video feeds

Getting the New Teams Experience

In order to get the new Teams Experience, you will need to run the Teams Updater to update your version of Teams and make sure the new Teams Experience box is checked – that's it!

Detailed instructions on running the Teams Updater are available on our website:

<https://www.sd68.bc.ca/document/it-getting-the-new-teams-experience/>

What will the New Teams experience provide?

Meeting Controls

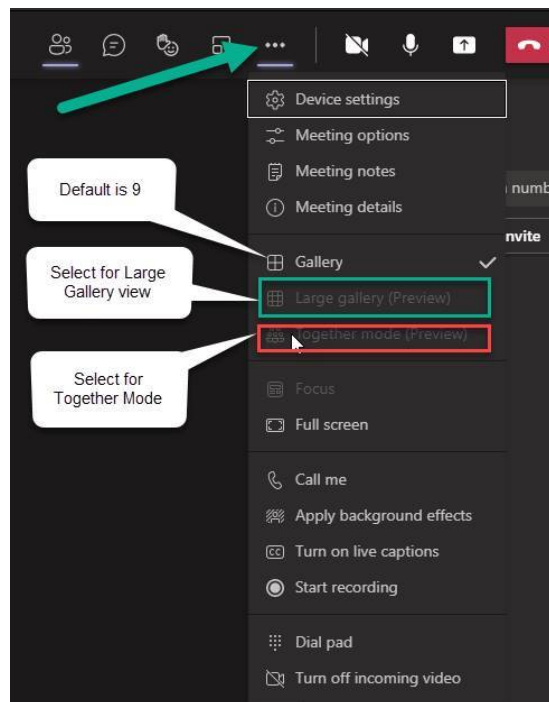
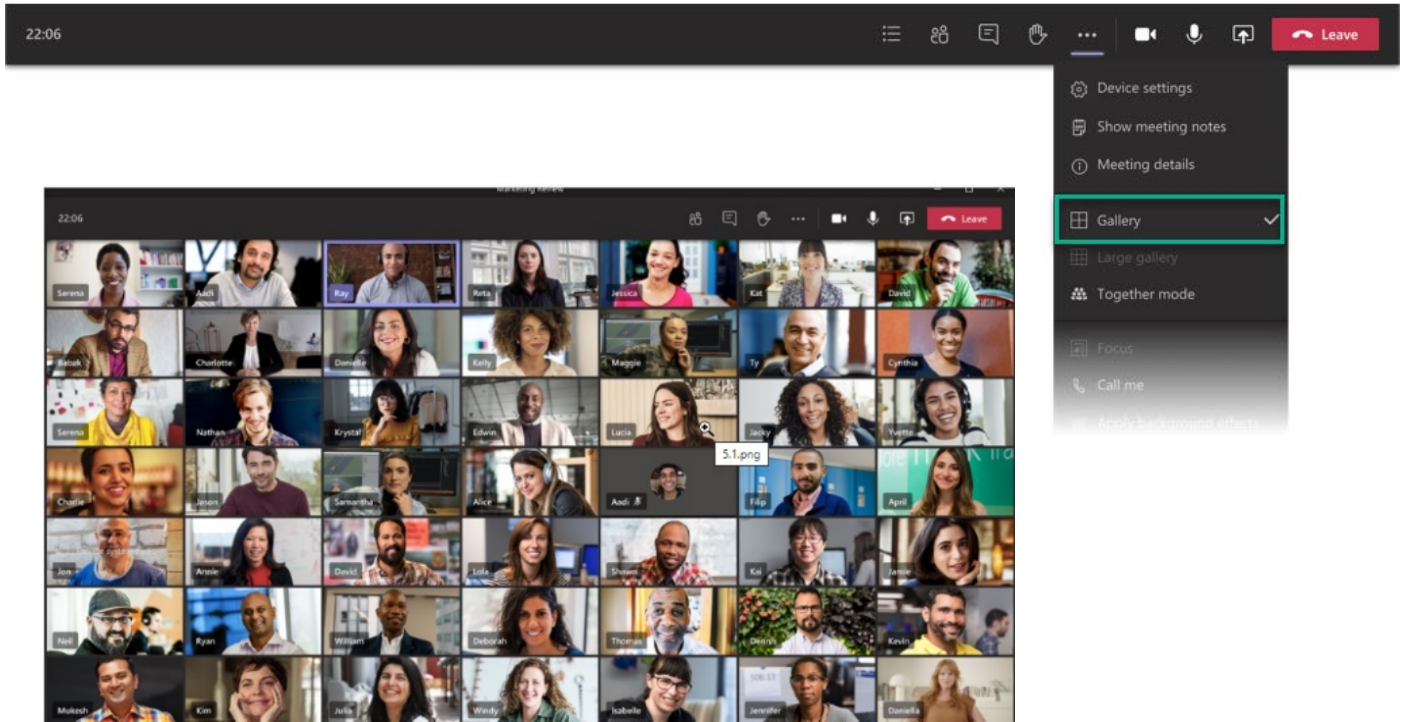
Meeting controls are now docked on top of the screen and out of the way of content or video.



Large Gallery Mode

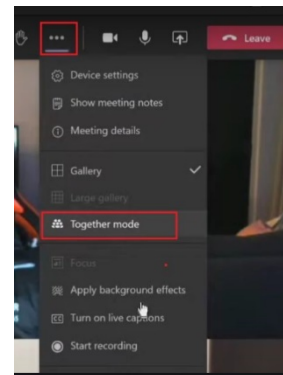
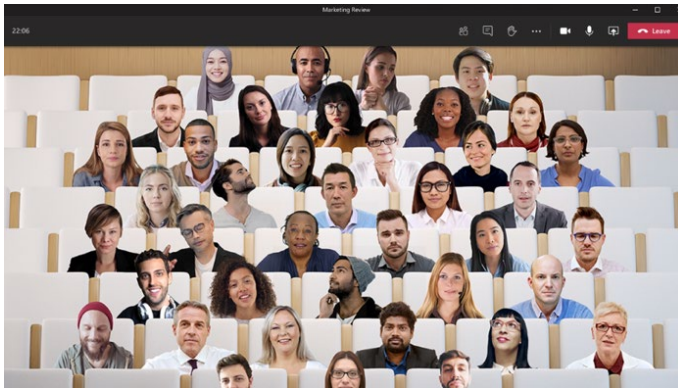
You can now see up to 49 people on a screen. Note, the default view in Teams meetings only allows you to see nine other attendees at a time. Users have to select Large Gallery view (or Together Mode) in order to see more than nine other attendees. Screenshots on following page:

View of Large Gallery Mode and How to Toggle



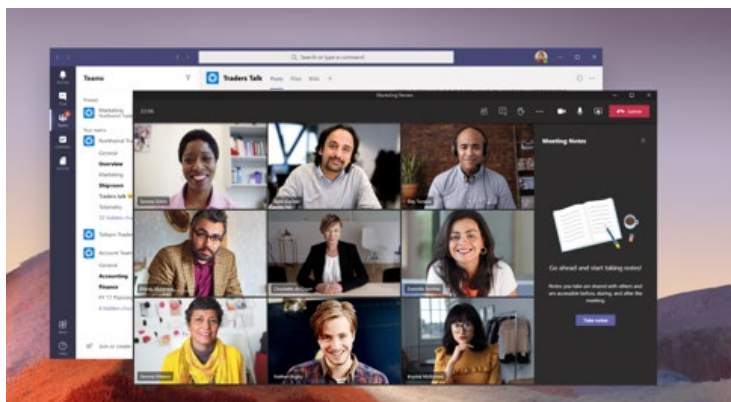
Together Mode (5 or more people in a meeting)

Together mode lets you feel like you are sharing the space with everyone else in the meeting.



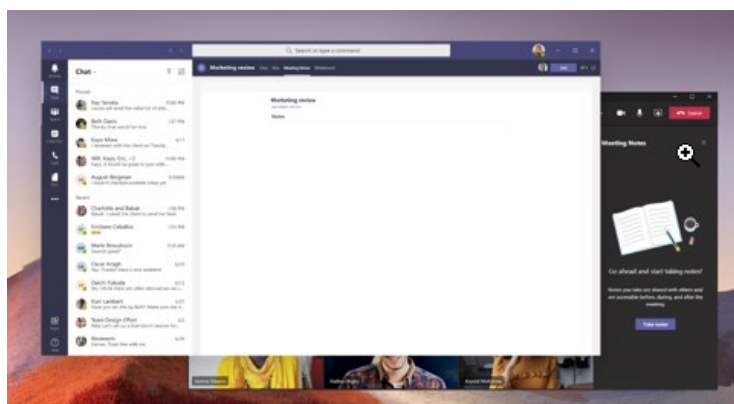
Pop Out Meeting Windows

With pop out meeting windows, the meeting window opens in a separate window from Teams



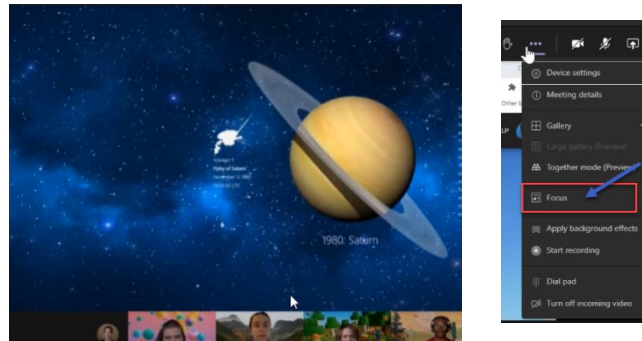
Meeting Notes

Take notes in the Main Teams Windows (separate from the meeting window)



Focus Mode

Focus mode is only available when content is being shared. If you'd like to pay close attention to content without seeing the video feeds, use Focus Mode.



All the video feeds disappear at the bottom of the screen.



Breakout Rooms

With Breakout Rooms you can create sub-meetings within your Teams meeting to allow for smaller group discussions

