

Randerson Ridge Elementary School - Parent Advisory Committee Traffic Team

# Safer Schools Drop Off Zone

A Safer Place for Students and Vehicles

---



---

## Contents

<a href="#">Purpose</a> .....	3
<a href="#">Background</a> .....	3
<a href="#">What's Wrong with this Picture</a> .....	4-5
<a href="#">Student Drop-Off and Pick-Up Tools</a> .....	6
<a href="#">Proposed Changes</a> .....	7
<a href="#">Parking Lot Redesign</a> .....	8 - 13
<a href="#">Overview of Proposal - Image</a> .....	14
<a href="#">Signage, Curbs and Road Markings</a> .....	15-16
<a href="#">Nelson Road Improvements</a> .....	17
<a href="#">Education</a> .....	19
<a href="#">Monitoring and Enforcement of Drop-Off and Pick-Up Policies</a> .....	20
<a href="#">Links and Resources</a> .....	21

---

## Purpose

The purpose of a Safer Schools Drop Off Zone (SSDOZ) program is to encourage and enable more children to walk and bicycle to school safely. Utilizing a combination of engineering, enforcement, education and encouragement strategies communities can better address the specific needs of their schools. This includes the walk or bicycle journey to and from school as well as the drop-off and pick-up process of children at school who are transported by motor vehicle. The drop-off and pick-up process must be safe and efficient for students and parents arriving by bus or private motor vehicle, as well as those who arrive on foot and bicycle.

## Background

Some parents are reluctant to allow their children to walk or bicycle to school due to the traffic congestion and perceived traffic danger during student arrival and dismissal. This often results in more parents driving their children to school which adds to the extra congestion and safety problems at the school, creating an increasing cycle of more traffic problems and less walking. By improving the drop-off and pick-up process, traffic conditions become safer for all, including pedestrians and bicyclists. Better organized and safer traffic conditions will ease the concerns of parents, and make them more willing to allow their children to walk or bicycle.

This chapter will help readers identify problems associated with the drop off and pick up of students at school, and identify engineering, enforcement, education and encouragement solutions to these problems. The purpose of improving the drop-off and pick-up process is to increase the safety and attractiveness of traveling to and from school on foot or by bicycle. The drop-off and pick-up process, as with all components of a SSDOZ program, requires coordination with local government officials, law enforcement, school officials, parents and the general public.

Improving the drop-off and pick-up process will:

- Increase safety for everyone in route to and from school, as well as on school grounds.
- Employ engineering, enforcement, education and encouragement strategies.
- Require a site-specific application of strategies; each school will have its own set of limitations and opportunities.

---

## What's wrong with this picture?

There are many ways that a drop-off and pick-up zone can become dangerous for children. The next several images illustrate a variety of situations that are chaotic and potentially unsafe.

• what's wrong with these pictures?



This drop-off and pick-up site employs some useful strategies including striping and signs, but it is not working. The pictures show the chaos in the school parking lot. Note the double parking, blocking of exit lanes and dangerous mix of pedestrians and motor vehicles.

• what's wrong with these pictures?



Motor vehicles are blocking the roadway, parking lot entrance and are parked in a marked NO STOPPING zone when they should not be.

• what's wrong with this picture? •



A driver stuck in traffic is on their cell phone while vehicles are backed up down the roadway.

• what's wrong with this picture? •



A vehicle is stopped in a marked no parking area and unable to reverse due to congestion.

• what's wrong with this picture? •



Children walk in between vehicles through a busy parking lot at day's end.

• what's wrong with this picture? •



A vehicle is parked on the wrong side of the street in a marked NO PARKING zone with signs, a yellow curb and two delineators.

---

## Student Drop-off and Pick-up Tools

When assessing the drop-off and pick-up process, activity on school grounds (on-site), as well as activity in the area surrounding the school (off-site), must be considered.

Schools can easily create a safe and efficient Drop-off and pick-up zone but continue to struggle with chaotic traffic, delayed commercial vehicles, school buses and parents wishing to drop off children.

Such situations are often accompanied by unsafe driving behavior as everyone rushes to beat the morning bell or get to work on time. Developing safe routes to schools requires an orderly process for dropping off and picking up children, both on and off the school campus.

Numerous tools can be used to improve the safety and efficiency of the drop-off and pick-up process at schools including:

- Encouraging walking, bicycling and carpooling.
- Curb striping and other pavement markings.
- Signage.
- Separating motor vehicles from pedestrians and bicyclists.
- Adding a drop-off and pick-up lane.
- Assistants to help students exit and enter motor vehicles.
- Adding an off-site queuing lane.
- Temporary street closures and one-way streets.
- Temporary use of school grounds as a drop-off and pick-up zone.
- Education, including maps and frequent reminders using school announcements and newsletters.
- Monitoring and enforcement of drop-off and pick-up policies.



---

## Proposed Changes

Our proposal today is to redesign the parking lot of Randerson Ridge. As stated before, we will use a combination of engineering, enforcement, education and encouragement strategies to address the specific needs of our schools.

Our goals are as follows:

1. To increase the number of students walking & biking to school.
2. To improve the functionality and flow of traffic in the parking lot.
3. To reduce the wait times for vehicles picking up and dropping off students.
4. To create a highly controlled and supervised parking lot.
5. To reduce congestion on Nelson Road.

The following are changes we seek to make to the parking lot:

1. The parking lot would be divided into 5 main sections with controlled access to each area.
  - a. Restricted Teacher & Guest Parking Lots.
  - b. Parent and Guest Parking Lot (Suggested for parents with small children only).
  - c. Bus and Emergency Vehicle access only lane.
  - d. Safe Drop-Off and Pick-Up Zone.
  - e. Student waiting area.
2. Separating pedestrians and motor vehicles.
  - a. Students will not be permitted to walk through the parking lot.
3. Modernized and refreshed curb markings, road markings and school signage.

We will complete the above changes by using parent, teacher and student volunteers as well as using traffic cones, delineators and new and improved signage.

The following are changes we seek to make to Nelson Road;

1. Do Not Block Intersection road markings in front of the school parking lot entrance and exit.
2. Rumble strips and road markings on Nelson Rd before the school zone.
3. Modernized School Zone signs to Ministry of Transportation guidelines.
4. Improved School Zone signage with solar flashing lights

---

## Parking Lot Redesign

### Section 1a - Restricted Teacher & Guest Parking Lots.

23 Staff Only parking spots in the Purple Zone.

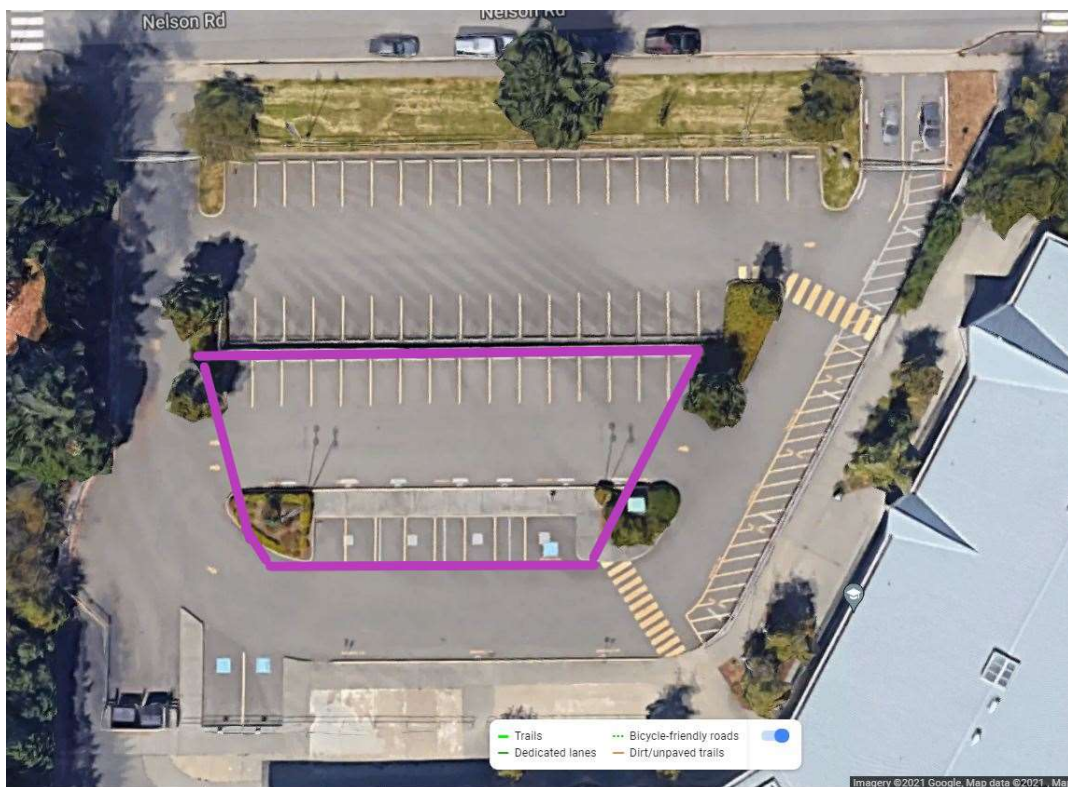
Restricted access to this zone by use of cones and signage.

No student drop off is permitted.

No parking is permitted except for school staff and guests.

Staff & Visitor overflow parking is allowed in the Green zone.

Staff would be requested to park in the Green Zone's east end.





---

## Section 1b - Parent and Guest Parking Lot


36 parking spots in the Green Zone.

Suggested parking zone for those with children in Kindergarten & Gr 1.

Parking recommended for those who are required to attend for drop off & pick up.

Children will have a safe cross walk to the school where there are new stop signs and parent supervision (driver must walk child across).

There are 3 Mobility parking stalls available at all times.



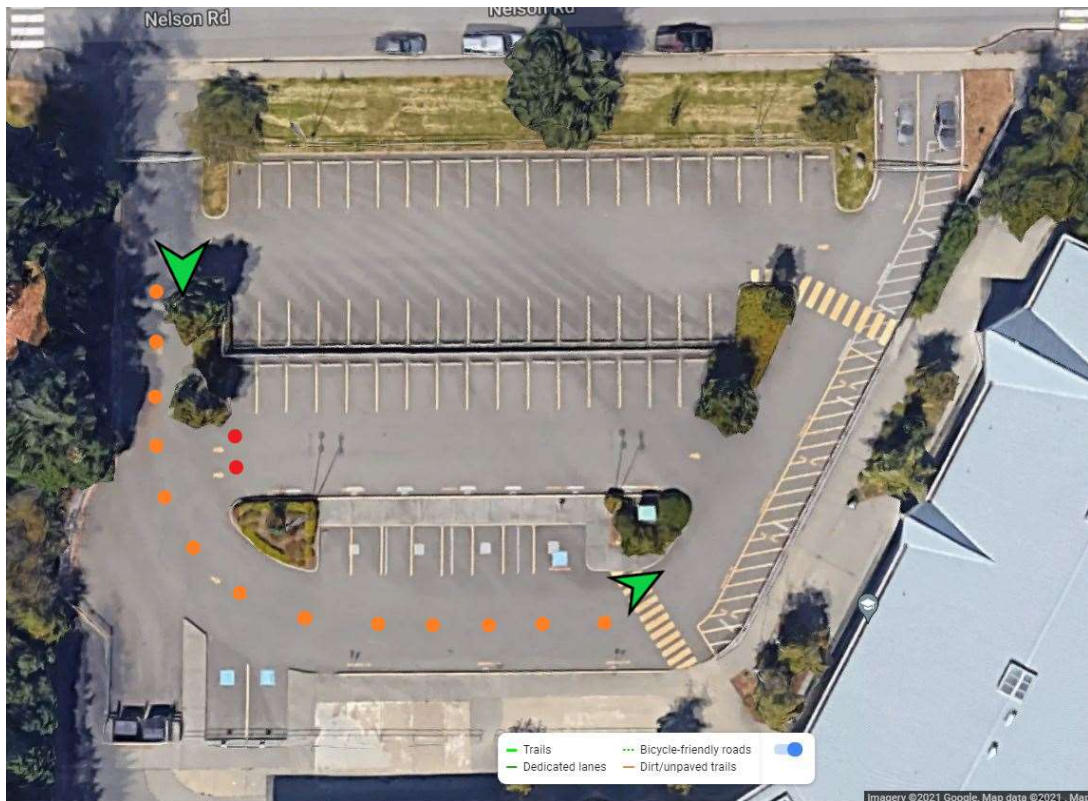
---

## Section 1c - Bus and Emergency Vehicle access only

The inside lane will be marked Bus Only Lane.

Buses will have quick and easy access to the bus zone.

This lane must also remain clear and unobstructed for emergency service vehicles access.



---

## Section 1d- Safe Drop-Off and Pick-Up Zone

Two lanes move vehicles through the lot's exterior.

The outside lane is for use of The Pick Up & Drop Off Zone.

Located in front of the school at the school entrance.

Operates only between 0815 - 0830hrs. Volunteers arrive at 0800hrs for set up.

Motor vehicles arrive single file.

Drivers are not permitted to exit their vehicle.

Drivers may assist with seat belts but are advised to teach your child to unlock their car seat or seat belt.

Drivers are not permitted to honk their horn or motion child to the car.


Students exit only in the designated zone.

Students must be ready to exit upon arrival. Bags in hand.

Students may only exit/enter from the passenger side. Never into traffic.

Vehicles will depart in single file and the next batch of vehicles will arrive.

Should a vehicle arrive at the front of the Pick Up line and their student is not yet present, they will be required to loop back around and re-enter the queue.



---

## Section 1e- Student waiting area.

Students will enter the Safe Student Wait Zone after dismissal to wait for pick up

Area is supervised by adults (teachers & parents)

Student volunteers assist in monitoring children to vehicles “Student Safety Officers”

Students must watch for their Pick Up ride.

Students must wait for their ride in a calm and controlled manner.



---

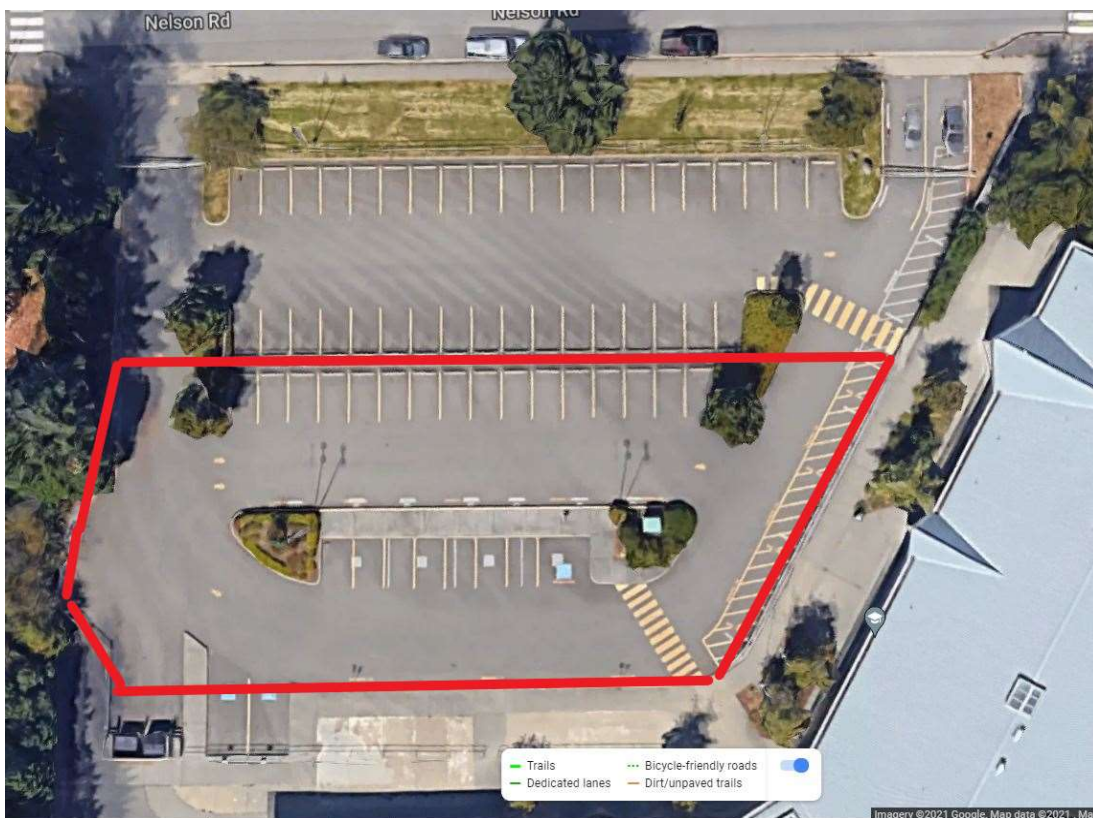
## Separation of Pedestrians and Motor Vehicles

No pedestrian access permitted in the The Red Zone

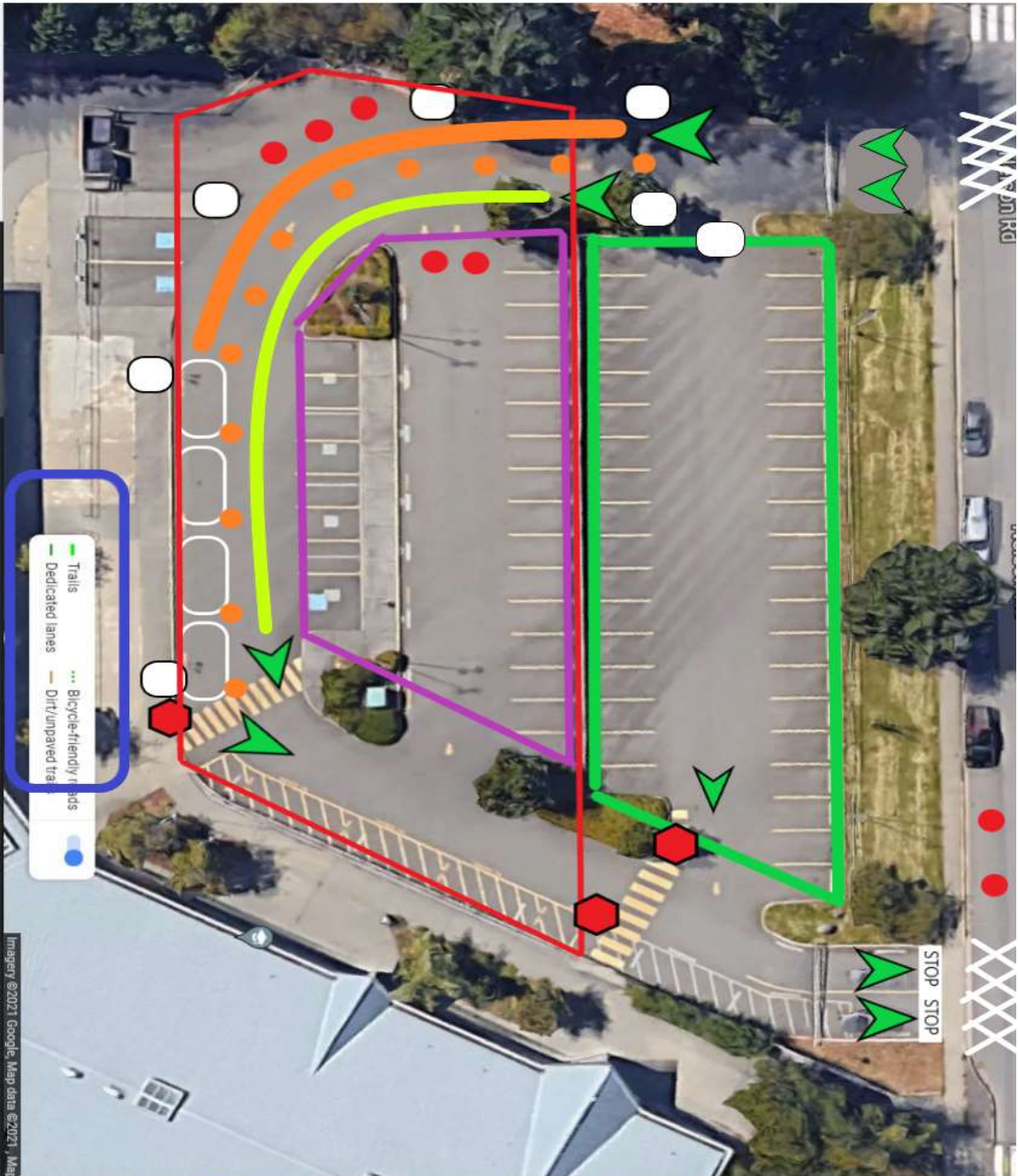
Pedestrians must be kept separate from motor vehicles

Children may not enter the red zone to look for pick up.

Children should walk around parking lots on dedicated walkways or sidewalks.



# Overview of Proposal - Image



- Legend**
- Zones:**
- Green - K & Gr 1 Prking
  - Purple - Teacher Only
  - Red - No Pedestrians
  - Blue - Student Safe Zone
  - Light Green - Bus Lane
  - Orange - Pick Up/Drop Off lan
- Symbols:**
- Red circle - Delineator
  - Green arrow - Direction of Traffic
  - Red hexagon - Stop sign
  - Orange circle - Traffic cone
  - White circle with black border - Traffic Sign Information
  - White oval with black border - Drop Off / Pick Up spot
  - Blue rounded rectangle - Safe Student Wait Zone
  - White X symbol - Keep area clear
  - STOP - Stopping zone
- Line Styles (from left legend):**
- Green dashed line - Trails
  - Black dashed line - Dedicated lanes
  - Blue dashed line - Bicycle-friendly roads
  - Grey dashed line - Dirt/unpaved tra

## Signage, Curbs & Road Markings

The below photographs (left) are of the signage used at Randerson Ridge to control traffic. You will notice their worn appearance and with their distinct font they lack authority and are therefore not taken seriously. We seek to update and upgrade the quality of our school signs.

### Current Signage



### Recommended Signage Examples



---

The curb markings in front of the school are worn and therefore disregarded daily. The area needs new vibrant signage and clear direction for what is expected for motor vehicles here.

Vehicles stopping here typically stay for lengthy periods of time and there is no enforcement to move along.



The exit markings are small and do not prevent vehicles from pulling onto the sidewalk and blocking pedestrians.



It is unclear if this is two lanes or one.

It is regularly used as two lanes and vehicles stop in both lanes with drivers exiting and parking to block all access/egress.





---

# Nelson Road Improvements


## Current Street Markings



## Proposed Street Markings

We request to have two marked “Do Not Block” sections on Nelson Road to prevent motor vehicles from blocking access/egress to the school parking lot. This also allows traffic to flow freely from Carlton Road.

We request a large, clear **STOP** marking at the exit of the parking lot so cars do not block the crosswalk.



---

We request to have road markings and rumble strips added to Nelson Road outside of the school zone to provide ample warning for motor vehicles there is a school zone ahead.



Revelstoke, BC

We request to have the current school zone signage updated to the current BC Ministry of Transportation guidelines. The new sign includes the hours and days in which the school zone speed limit is in effect.

Furthermore, we seek to have solar flashing lights installed onto the school zone signs. This highly effective tool can be set on a timer, activated only during school hours and will not only greatly increase the awareness level of drivers entering the school zone but will



ICBC school zone signage



Winnipeg School Zone Solar Lights

---

## Education

Educating parents and students on proper drop-off and pick-up procedures is essential in developing a safe and efficient system.

Regular reminders of drop-off and pick-up procedures from school officials to students and parents is one way to keep parents informed. Information provided to parents should be clearly stated, provide consistent messages and be delivered regularly throughout the school year. Maps of the drop-off and pick-up area with traffic flow patterns are very helpful. It is often good to begin a new drop-off plan at the start of a new school year or after a break, and after sufficient notice has been given to parents and students about the new plan.

Some schools hold traffic safety days to provide students and parents with useful information. Drivers are reminded of traffic safety principles and school drop-off and pick-up policies and processes. At this time children can be recognized and rewarded for walking or bicycling to school. Drivers who are not following proper process can receive warnings from school personnel, parents or law enforcement officers. Giving small rewards, such as stickers or pencils, to students whose parents follow proper process may be more beneficial in correcting bad habits than punishing poorly behaved parents.

Communities with a large non-English speaking population may benefit from multi-lingual educational literature, parking lot monitors and events.



David Parisi



---

## Monitoring and Enforcement of Drop-off and Pick-up Policies

Enforcement of drop-off and pick-up rules is essential in creating a safe drop-off and pick-up environment.

Enforcement of drop-off and pick-up policies and processes can be performed by a variety of people. Schools around the country have had success utilizing law enforcement officers, school personnel or parent volunteers. When new drop-off and pick-up plans are implemented assistance may be requested from law enforcement officers to make sure traffic flows smoothly during the first few days. Implementing a new plan may also require more volunteers or monitors to regulate parent activity in the first few days.



This notice is placed on a vehicle windshield to inform the driver that they have illegally parked in a drop-off and pick-up zone for buses.

.....  
*Enforcement of drop-off and pick-up rules is essential in creating a safe drop-off and pick-up environment.*  
.....

---

## Links & Resources

<https://www.tusd.org/schools/jefferson/our-school/valet-and-traffic-guidelines>

<https://broadwayes-laUSD-ca.schoolloop.com/valet>

<https://www.livermoreschools.org/Page/5965>

<https://parkwesternplacees-laUSD-ca.schoolloop.com/dropoff-pickup>

[https://woodsboro.pylusd.org/apps/pages/index.jsp?uREC\\_ID=1228461&type=d&pREC\\_ID=1461257](https://woodsboro.pylusd.org/apps/pages/index.jsp?uREC_ID=1228461&type=d&pREC_ID=1461257)

<https://www.santa-clarita.com/residents/schools-in-santa-clarita/santa-clarita-valley-sheriff-s-student-valet-program>

[https://www2.gov.bc.ca/assets/gov/driving-and-transportation/transportation-infrastructure/engineering-standards-and-guidelines/traffic-engineering-and-safety/traffic-engineering/traffic-signs-and-pavement-markings/standard-traffic-signs/standard-traffic-signs/introduction\\_standard.pdf](https://www2.gov.bc.ca/assets/gov/driving-and-transportation/transportation-infrastructure/engineering-standards-and-guidelines/traffic-engineering-and-safety/traffic-engineering/traffic-signs-and-pavement-markings/standard-traffic-signs/standard-traffic-signs/introduction_standard.pdf)

[http://guide.saferoutesinfo.org/dropoff\\_pickup/drop-off\\_and\\_pick-up\\_lane.cfm](http://guide.saferoutesinfo.org/dropoff_pickup/drop-off_and_pick-up_lane.cfm)