

SCHOOL DISTRICT NO. 68 (NANAIMO-LADYSMITH)

**STATEMENT OF
FINANCIAL INFORMATION
FOR FISCAL YEAR
ENDED JUNE 30, 2022**

SCHOOL DISTRICT NO. 68 (NANAIMO-LADYSMITH)
Statement of Financial Information (SOFI)
Fiscal Year Ended June 30, 2022

Table of Contents

1. Approval of Statement of Financial Information
2. Financial Information Act Submission Checklist
3. Management Report
4. Audited Financial Statements
5. Schedule of Debt
6. Schedule of Guarantee and Indemnity Agreements
7. Schedule of Remuneration and Expenses
8. Statement of Severance Agreements
9. Schedule of Payments made for the Provision of Goods and Services
10. Reconciliation and Explanation of Differences to Audited Financial Statements



Ministry of Education

SCHOOL DISTRICT STATEMENT OF FINANCIAL INFORMATION (SOFI)

6049

SCHOOL DISTRICT NUMBER 68	NAME OF SCHOOL DISTRICT School District #68 (Nanaimo-Ladysmith)	YEAR 2022
OFFICE LOCATION(S) 395 Wakesiah Avenue		TELEPHONE NUMBER 250-754-5521
MAILING ADDRESS 395 Wakesiah Avenue		
CITY Nanaimo	PROVINCE BC	POSTAL CODE V9R 3K6
NAME OF SUPERINTENDENT Scott Saywell		TELEPHONE NUMBER 250-754-5521
NAME OF SECRETARY TREASURER Mark Walsh		TELEPHONE NUMBER 250-754-5521

DECLARATION AND SIGNATURES

We, the undersigned, certify that the attached is a correct and true copy of the Statement of Financial Information for the year ended June 30, 2022

for School District No. 68 as required under Section 2 of the Financial Information Act.

SIGNATURE OF CHAIRPERSON OF THE BOARD OF EDUCATION 	DATE SIGNED Dec 14/22
SIGNATURE OF SUPERINTENDENT 	DATE SIGNED Dec 14/22
SIGNATURE OF SECRETARY TREASURER 	DATE SIGNED Dec 14/22

SCHOOL DISTRICT NO. 68 (NANAIMO-LADYSMITH)
Statement of Financial Information for Year Ended June 30, 2022

Financial Information Act-Submission Checklist

	<i>Due Date</i>
a) <input type="checkbox"/> A statement of assets and liabilities (audited financial statements).	<i>September 30</i>
b) <input type="checkbox"/> An operational statement including, i) a Statement of Income and ii) a Statement of Changes in Financial Position, or, if omitted, an explanation in the Notes to Financial Statements (audited financial statements)	<i>September 30</i>
c) <input type="checkbox"/> A schedule of debts (audited financial statements).	<i>September 30</i>
d) <input type="checkbox"/> A schedule of guarantee and indemnity agreements including the names of the entities involved and the amount of money involved. (Note: Nil schedules can be submitted December 31).	<i>September 30</i>
e) A schedule of remuneration and expenses, including:	<i>December 31</i>
<input type="checkbox"/> i) an alphabetical list of employees earning over \$75,000, the total amount of expenses paid to or on behalf of each employee for the year reported and a consolidated total for employees earning under \$75,000. If the total wages and expenses differs from the audited financial statements, an explanation is required.	
<input type="checkbox"/> ii) a list by name and position of Board Members with the amount of any salary and expenses paid to or on behalf of the member	
<input type="checkbox"/> iii) the number of severance agreements started during the fiscal year and the range of months' pay covered by the agreement, in respect of excluded employees. If there are no agreements to report, an explanation is required	
f) <input type="checkbox"/> An alphabetical list of suppliers receiving over \$25,000 and a consolidated total for those suppliers receiving less than \$25,000. If the total differs from the Audited Financial Statements, an explanation is required.	<i>December 31</i>
g) <input type="checkbox"/> Approval of Statement of Financial Information.	<i>December 31</i>
h) <input type="checkbox"/> A management report approved by the Chief Financial Officer	<i>December 31</i>

SCHOOL DISTRICT NO. 68 (NANAIMO-LADYSMITH)
Statement of Financial Information (SOFI)
Fiscal Year Ended June 30, 2022

Management Report


The Financial Statements contained in this Statement of Financial Information under the *Financial Information Act* have been prepared by management in accordance with Canadian generally accepted accounting principles and the integrity and objectivity of these statements are management's responsibility.

Management is also responsible for all other schedules of financial information and for ensuring this information is consistent, where appropriate, with the information contained in the financial statements and for implementing and maintaining a system of internal controls to provide reasonable assurance that reliable financial information is produced.


The Board of Education is responsible for ensuring that management fulfils its responsibilities for financial reporting and internal control and for approving the financial information included in the Statement of Financial Information.

The external auditors, KPMG LLP Chartered Professional Accountants, conduct an independent examination, in accordance with generally accepted auditing standards, and express their opinion on the financial statements as required by the *School Act*. Their examination does not relate to the other schedules of financial information required by the *Financial Information Act*. Their examination includes a review and evaluation of the board's system of internal control and appropriate tests and procedures to provide reasonable assurance that the financial statements are presented fairly.

On behalf of The Board of Education School District No. 68 (Nanaimo-Ladysmith)



Scott Saywell, Superintendent
Date: December 14, 2022



Mark Walsh, Secretary Treasurer
Date: December 14, 2022

Audited Financial Statements of

School District No. 68 (Nanaimo-Ladysmith)

And Independent Auditors' Report thereon

June 30, 2022

School District No. 68 (Nanaimo-Ladysmith)

June 30, 2022

Table of Contents

Management Report	1
Independent Auditors' Report	2-4
Statement of Financial Position - Statement 1	5
Statement of Operations - Statement 2	6
Statement of Changes in Net Debt - Statement 4	7
Statement of Cash Flows - Statement 5	8
Notes to the Financial Statements	9-29
Schedule of Changes in Accumulated Surplus (Deficit) by Fund - Schedule 1 (Unaudited)	30
Schedule of Operating Operations - Schedule 2 (Unaudited)	31
Schedule 2A - Schedule of Operating Revenue by Source (Unaudited)	32
Schedule 2B - Schedule of Operating Expense by Object (Unaudited)	33
Schedule 2C - Operating Expense by Function, Program and Object (Unaudited)	34
Schedule of Special Purpose Operations - Schedule 3 (Unaudited)	36
Schedule 3A - Changes in Special Purpose Funds and Expense by Object (Unaudited)	37
Schedule of Capital Operations - Schedule 4 (Unaudited)	40
Schedule 4A - Tangible Capital Assets (Unaudited)	41
Schedule 4B - Tangible Capital Assets - Work in Progress (Unaudited)	42
Schedule 4C - Deferred Capital Revenue (Unaudited)	43
Schedule 4D - Changes in Unspent Deferred Capital Revenue (Unaudited)	44

School District No. 68 (Nanaimo-Ladysmith)

MANAGEMENT REPORT

Version: 3200-2454-9472

Management's Responsibility for the Financial Statements.

The accompanying financial statements of School District No. 68 (Nanaimo-Ladysmith) have been prepared by management in accordance with the accounting requirements of Section 23.1 of the Budget Transparency and Accountability Act of British Columbia, supplemented by Regulations 257/2010 and 198/2011 issued by the Province of British Columbia Treasury Board, and the integrity and objectivity of these statements are management's responsibility. Management is also responsible for all of the notes to the financial statements and schedules, and for ensuring that this information is consistent, where appropriate, with the information contained in the financial statements.





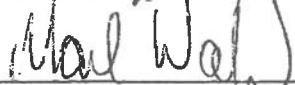

The preparation of financial statements necessarily involves the use of estimates based on management's judgment particularly when transactions affecting the current accounting period cannot be finalized with certainty until future periods.

Management is also responsible for implementing and maintaining a system of internal controls to provide reasonable assurance that assets are safeguarded, transactions are properly authorized and reliable financial information is produced.

The Board of Education of School District No. 68 (Nanaimo-Ladysmith) (called the "Board") is responsible for ensuring that management fulfills its responsibilities for financial reporting and internal control and exercises these responsibilities through the Board. The Board reviews internal financial statements on a quarterly basis and externally audited financial statements yearly.

The external auditors, KPMG LLP, conduct an independent examination, in accordance with Canadian generally accepted auditing standards, and express their opinion on the financial statements. The external auditors have full and free access to financial management of School District No. 68 (Nanaimo-Ladysmith) and meet when required. The accompanying Independent Auditors' Report outlines their responsibilities, the scope of their examination and their opinion on the School District's financial statements.

On behalf of School District No. 68 (Nanaimo-Ladysmith)

	
Signature of the Chairperson of the Board of Education	Date Signed
	
Signature of the Superintendent	Date Signed
	
Signature of the Secretary Treasurer	Date Signed



KPMG LLP
St. Andrew's Square II
800-730 View Street
Victoria BC V8W 3Y7
Canada
Telephone 250-480-3500
Fax 250-480-3539

INDEPENDENT AUDITORS' REPORT

To the Board of Education of School District No. 68 (Nanaimo-Ladysmith),
and To the Minister of Education and Child Care, Province of British Columbia

Opinion

We have audited the financial statements of School District No. 68 (Nanaimo-Ladysmith) (the "Entity"), which comprise:

- the statement of financial position as at June 30, 2022
- the statement of operations for the year then ended
- the statement of changes in net debt for the year then ended
- the statement of cash flows for the year then ended
- and notes to the financial statements, including a summary of significant accounting policies (Hereinafter referred to as the "financial statements").

In our opinion, the accompanying financial statements of the Entity as at and for the period ended June 30, 2022 are prepared, in all material respects, in accordance with the financial reporting provisions of Section 23.1 of the Budget Transparency and Accountability Act of the Province of British Columbia.

Basis for Opinion

We conducted our audit in accordance with Canadian generally accepted auditing standards. Our responsibilities under those standards are further described in the "Auditors' Responsibilities for the Audit of the Financial Statements" section of our auditors' report.

We are independent of the Entity in accordance with the ethical requirements that are relevant to our audit of the financial statements in Canada and we have fulfilled our other ethical responsibilities in accordance with these requirements.

We believe that the audit evidence we have obtained is sufficient and appropriate to provide a basis for our opinion.

Emphasis of Matter – Financial Reporting Framework

We draw attention to note 2(a) to the financial statements which describes the applicable financial reporting framework and the significant differences between the financial reporting framework and Canadian public sector accounting standards.

Our opinion is not modified in respect of this matter.



Emphasis of Matter - Comparative Information

We draw attention to Note 21 to the financial statements which explains that certain comparative information presented for the year ended June 30, 2021 has been restated. Note 21 explains the reason for the restatement and also explains the adjustments that were applied to restate certain comparative information.

Our opinion is not modified in respect of this matter.

Other Matter – Comparative Information

As part of our audit of the financial statements for the year ended June 30, 2022, we also audited the adjustments that were applied to restate certain comparative information presented for the year ended June 30, 2021. In our opinion, such adjustments are appropriate and have been properly applied.

Other Information

Management is responsible for the other information. Other information comprises

- Information, other than the financial statements and the auditors' report thereon, included in the Financial Statement Discussion & Analysis
- Unaudited Schedules 1-4 attached to the audited financial statements

Our opinion on the financial statements does not cover the other information and we do not and will not express any form of assurance conclusion thereon.

In connection with our audit of the financial statements, our responsibility is to read the other information identified above and, in doing so, consider whether the other information is materially inconsistent with the financial statements or our knowledge obtained in the audit, or otherwise appears to be materially misstated.

We obtained the information, other than the financial statements and the auditors' report thereon, included in the Financial Statement Discussion and Analysis and Unaudited Schedules 1-4 attached to the audited financial statements as at the date of this auditors' report. If, based on the work we have performed on this other information, we conclude that there is a material misstatement of this other information, we are required to report that fact in the auditors' report.

We have nothing to report in this regard.

Responsibilities of Management and Those Charged with Governance for the Financial Statements

Management is responsible for the preparation of the financial statements in accordance with the financial reporting provisions of Section 23.1 of the Budget and Transparency and Accountability Act of the Province of British Columbia and for such internal control as management determines is necessary to enable the preparation of financial statements that are free from material misstatement, whether due to fraud or error.

In preparing the financial statements, management is responsible for assessing the Entity's ability to continue as a going concern, disclosing as applicable, matters related to going concern and using the going concern basis of accounting unless management either intends to liquidate the Entity or to cease operations, or has no realistic alternative but to do so.

Those charged with governance are responsible for overseeing the Entity's financial reporting process.



Auditors' Responsibilities for the Audit of the Financial Statements

Our objectives are to obtain reasonable assurance about whether the financial statements as a whole are free from material misstatement, whether due to fraud or error, and to issue an auditors' report that includes our opinion.

Reasonable assurance is a high level of assurance, but is not a guarantee that an audit conducted in accordance with Canadian generally accepted auditing standards will always detect a material misstatement when it exists.

Misstatements can arise from fraud or error and are considered material if, individually or in the aggregate, they could reasonably be expected to influence the economic decisions of users taken on the basis of the financial statements.

As part of an audit in accordance with Canadian generally accepted auditing standards, we exercise professional judgment and maintain professional skepticism throughout the audit.

We also:

- Identify and assess the risks of material misstatement of the financial statements, whether due to fraud or error, design and perform audit procedures responsive to those risks, and obtain audit evidence that is sufficient and appropriate to provide a basis for our opinion.

The risk of not detecting a material misstatement resulting from fraud is higher than for one resulting from error, as fraud may involve collusion, forgery, intentional omissions, misrepresentations, or the override of internal control.

- Obtain an understanding of internal control relevant to the audit in order to design audit procedures that are appropriate in the circumstances, but not for the purpose of expressing an opinion on the effectiveness of the Entity's internal control.
- Evaluate the appropriateness of accounting policies used and the reasonableness of accounting estimates and related disclosures made by management.
- Conclude on the appropriateness of management's use of the going concern basis of accounting and, based on the audit evidence obtained, whether a material uncertainty exists related to events or conditions that may cast significant doubt on the Entity's ability to continue as a going concern. If we conclude that a material uncertainty exists, we are required to draw attention in our auditors' report to the related disclosures in the financial statements or, if such disclosures are inadequate, to modify our opinion. Our conclusions are based on the audit evidence obtained up to the date of our auditors' report. However, future events or conditions may cause the Entity to cease to continue as a going concern.
- Communicate with those charged with governance regarding, among other matters, the planned scope and timing of the audit and significant audit findings, including any significant deficiencies in internal control that we identify during our audit.

Chartered Professional Accountants

Victoria, Canada
September 28, 2022

School District No. 68 (Nanaimo-Ladysmith)

Statement of Financial Position

As at June 30, 2022

	2022 Actual	2021 Actual (Restated - Note 21)
	\$	\$
Financial Assets		
Cash and Cash Equivalents	40,186,886	37,806,439
Accounts Receivable		
Due from Province - Ministry of Education and Child Care (Note 3)	5,191,409	2,229,110
Due from First Nations	251,157	64,133
Other (Note 3)	3,215,847	6,199,426
Portfolio Investments (Note 5)	3,756,121	-
Mortgage Receivable	74,019	75,169
Total Financial Assets	<u>52,675,439</u>	<u>46,374,277</u>
Liabilities		
Accounts Payable and Accrued Liabilities		
Other (Note 6)	19,673,756	17,178,358
Unearned Revenue (Note 7)	4,107,590	2,995,737
Deferred Revenue (Note 8)	3,035,963	2,645,351
Deferred Capital Revenue (Note 9)	150,878,118	130,104,096
Employee Future Benefits (Note 10)	1,653,889	1,686,992
Other Liabilities	2,202,656	1,757,800
Total Liabilities	<u>181,551,972</u>	<u>156,368,334</u>
Net Debt	<u>(128,876,533)</u>	<u>(109,994,057)</u>
Non-Financial Assets		
Tangible Capital Assets (Note 11)	197,220,899	180,039,880
Prepaid Expenses	320,978	384,017
Total Non-Financial Assets	<u>197,541,877</u>	<u>180,423,897</u>
Accumulated Surplus (Deficit) (Note 12)	<u>68,665,344</u>	<u>70,429,840</u>

Contractual Obligations (Note 18)

Contractual Rights (Note 17)

Approved by the Board

Signature of the Chairperson of the Board of Education

Date Signed

Signature of the Superintendent

Date Signed

Signature of the Secretary Treasurer

Date Signed

School District No. 68 (Nanaimo-Ladysmith)

Statement 2

Statement of Operations
Year Ended June 30, 2022

	2022 Budget (Note 13) \$	2022 Actual \$	2021 Actual (Restated - Note 21) \$
Revenues			
Provincial Grants			
Ministry of Education and Child Care	160,949,471	159,804,504	163,234,460
Other	494,166	509,025	321,170
Tuition	4,322,250	4,464,819	1,842,060
Other Revenue	5,403,198	5,687,948	3,400,034
Rentals and Leases	400,000	481,958	490,916
Investment Income	221,000	356,420	306,208
Amortization of Deferred Capital Revenue	6,400,000	6,181,594	6,008,802
Total Revenue	<u>178,190,085</u>	<u>177,486,268</u>	<u>175,603,650</u>
Expenses			
Instruction	146,698,771	142,614,619	138,108,510
District Administration	7,257,074	6,638,007	5,864,764
Operations and Maintenance	29,678,983	27,795,679	27,561,348
Transportation and Housing	1,796,112	2,202,459	1,829,891
Total Expense	<u>185,430,940</u>	<u>179,250,764</u>	<u>173,364,513</u>
Surplus (Deficit) for the year	<u>(7,240,855)</u>	<u>(1,764,496)</u>	2,239,137
Accumulated Surplus (Deficit) from Operations, beginning of year		70,429,840	68,190,703
Accumulated Surplus (Deficit) from Operations, end of year		<u><u>68,665,344</u></u>	<u>70,429,840</u>

School District No. 68 (Nanaimo-Ladysmith)

Statement 4

Statement of Changes in Net Debt

Year Ended June 30, 2022

	2022 Budget (Note 13) \$	2022 Actual \$	2021 Actual (Restated - Note 21) \$
Surplus (Deficit) for the year	(7,240,855)	(1,764,496)	2,239,137
Effect of change in Tangible Capital Assets			
Acquisition of Tangible Capital Assets	(34,693,000)	(26,983,179)	(18,425,629)
Amortization of Tangible Capital Assets	10,000,000	9,802,160	9,461,087
Acquisition of Tangible Capital Assets - Clean BC Grant			(257,216)
Amortization Adjustment			(20,688)
Total Effect of change in Tangible Capital Assets	(24,693,000)	(17,181,019)	(9,242,446)
Acquisition of Prepaid Expenses		(320,978)	(384,017)
Use of Prepaid Expenses		384,017	-
Total Effect of change in Other Non-Financial Assets	-	63,039	(384,017)
(Increase) Decrease in Net Debt, before Net Remeasurement Gains (Losses)	(31,933,855)	(18,882,476)	(7,387,326)
Net Remeasurement Gains (Losses)			
(Increase) Decrease in Net Debt		(18,882,476)	(7,387,326)
Net Debt, beginning of year		(109,994,057)	(102,606,731)
Net Debt, end of year		(128,876,533)	(109,994,057)

School District No. 68 (Nanaimo-Ladysmith)

Statement 5

Statement of Cash Flows

Year Ended June 30, 2022

	2022 Actual	2021 Actual
		(Restated - Note 21)
	\$	\$
Operating Transactions		
Surplus (Deficit) for the year	(1,764,496)	2,239,137
Changes in Non-Cash Working Capital		
Decrease (Increase)		
Accounts Receivable	(165,744)	(1,864,679)
Prepaid Expenses	63,039	(384,017)
Increase (Decrease)		
Accounts Payable and Accrued Liabilities	2,495,398	2,352,992
Unearned Revenue	1,111,853	1,734,817
Deferred Revenue	390,612	89,535
Employee Future Benefits	(33,103)	(76,391)
Other Liabilities	444,856	1,187,620
Amortization of Tangible Capital Assets	9,802,160	9,461,087
Amortization of Deferred Capital Revenue	(6,181,594)	(6,008,802)
CRC Demolition		(1,895,490)
Non-capital expenditures from capital fund	(129,434)	
Total Operating Transactions	<u>6,033,547</u>	<u>6,835,809</u>
Capital Transactions		
Tangible Capital Assets Purchased	(5,520,072)	(7,963,921)
Tangible Capital Assets -WIP Purchased	(21,463,107)	(10,461,708)
Total Capital Transactions	<u>(26,983,179)</u>	<u>(18,425,629)</u>
Financing Transactions		
Capital Revenue Received	27,085,050	13,290,939
Return MCFD Funds		(30,857)
Total Financing Transactions	<u>27,085,050</u>	<u>13,260,082</u>
Investing Transactions		
Decrease (Increase) in Mortgage Receivable	1,150	2,994
Investments in Portfolio Investments	(3,756,121)	
Total Investing Transactions	<u>(3,754,971)</u>	<u>2,994</u>
Net Increase (Decrease) in Cash and Cash Equivalents	<u>2,380,447</u>	<u>1,673,256</u>
Cash and Cash Equivalents, beginning of year	<u>37,806,439</u>	<u>36,133,183</u>
Cash and Cash Equivalents, end of year	<u>40,186,886</u>	<u>37,806,439</u>
Cash and Cash Equivalents, end of year, is made up of:		
Cash	32,438,156	37,806,439
Cash Equivalents	7,748,730	
	<u>40,186,886</u>	<u>37,806,439</u>

SCHOOL DISTRICT No. 68 (NANAIMO – LADYSMITH)
NOTES TO FINANCIAL STATEMENTS
YEAR ENDED JUNE 30, 2022

NOTE 1 AUTHORITY AND PURPOSE

The School District, established on April 12, 1946 operates under authority of the *School Act* of British Columbia as a corporation under the name of "The Board of Education of School District No. 68 (Nanaimo-Ladysmith) and operates as "School District No. 68 (Nanaimo-Ladysmith)" and "Nanaimo Ladysmith Public Schools." A board of education ("Board") elected for a four-year term governs the School District. The School District provides educational programs to students enrolled in schools in the district and is principally funded by the Province of British Columbia through the Ministry of Education and Child Care. School District No. 68 (Nanaimo-Ladysmith) is exempt from federal and provincial corporate income taxes.

NOTE 2 SUMMARY OF SIGNIFICANT ACCOUNTING POLICIES

a) Basis of Accounting

These financial statements have been prepared in accordance with Section 23.1 of the *Budget Transparency and Accountability Act of the Province of British Columbia*. This Section requires that the financial statements be prepared in accordance with Canadian public sector accounting standards except in regard to the accounting for government transfers as set out in Notes 2(g) and 2(m).

In November 2011, Treasury Board provided a directive through Restricted Contributions Regulation 198/2011 providing direction for the reporting of restricted contributions whether they are received or receivable by the School District before or after this regulation was in effect.

As noted in notes 2(g) and 2(m), Section 23.1 of the *Budget Transparency and Accountability Act* and its related regulations require the School District to recognize government transfers for the acquisition of capital assets into revenue on the same basis as the related amortization expense. As these transfers do not contain stipulations that create a liability, Canadian public sector accounting standards would require these grants to be fully recognized into revenue.

b) Basis of Consolidation

These financial statements reflect the assets, liabilities, revenues, and expenses of the reporting entity, which is comprised of all controlled entities. Inter-departmental balances and organizational transactions have been eliminated.

The School District does not control any significant external entities and accordingly no entities have been consolidated with the financial statements.

The School District does not administer any trust activities on behalf of external parties.

SCHOOL DISTRICT No. 68 (NANAIMO – LADYSMITH)
NOTES TO FINANCIAL STATEMENTS
YEAR ENDED JUNE 30, 2022

NOTE 2 SUMMARY OF SIGNIFICANT ACCOUNTING POLICIES *(Continued)*

c) Cash and Cash Equivalents

Cash and cash equivalents include deposits held in commercial banks, deposits held by the Provincial Treasurer, as well as securities that are readily convertible to known amounts of cash and that are subject to an insignificant risk of change in value. These cash equivalents generally have a maturity of three months or less at acquisition and are held for the purpose of meeting short-term cash commitments rather than for investing.

d) Accounts and Mortgage Receivables

Accounts and mortgage receivable are measured at amortized cost and shown net of allowance for doubtful accounts.

e) Portfolio Investments

The School District has investments in Guaranteed Investment Certificates (GIC's) that have a maturity date of greater than 3 months at the time of acquisition. GIC's, term deposits, bonds and other investments not quoted in an active market are reported at cost or amortized cost.

Detailed information regarding portfolio investments is disclosed in Note 5.

f) Unearned Revenue

Unearned revenue includes tuition fees received for courses to be delivered in future periods and receipt of proceeds for services or products to be delivered in a future period. Revenue will be recognized in that future period when the courses, services, or products are provided.

g) Deferred Revenue and Deferred Capital Revenue

Deferred revenue includes contributions received with stipulations that meet the description of restricted contributions in the Restricted Contributions Regulation 198/2011 issued by Treasury Board. When restrictions are met, deferred revenue is recognized as revenue in the fiscal year in a manner consistent with the circumstances and evidence used to support the initial recognition of the contributions received as a liability as detailed in Note 2 (m).

Funding received for the acquisition of depreciable tangible capital assets is recorded as deferred capital revenue and amortized over the life of the asset acquired as revenue in the statement of operations. This accounting treatment is not consistent with the requirements of Canadian public sector accounting standards which require that government transfers be recognized as revenue when approved by the transferor and eligibility criteria have been met unless the transfer contains a stipulation that creates a liability in which case the transfer is recognized as revenue over the period that the liability is extinguished.

SCHOOL DISTRICT No. 68 (NANAIMO – LADYSMITH)
NOTES TO FINANCIAL STATEMENTS
YEAR ENDED JUNE 30, 2022

NOTE 2 SUMMARY OF SIGNIFICANT ACCOUNTING POLICIES *(Continued)*

h) Employee Future Benefits

The School District provides certain post-employment benefits including vested and non-vested benefits for certain employees pursuant to certain contracts and union agreements.

The School District accrues its obligations and related costs including both vested and non-vested benefits under employee future benefit plans. Benefits include vested sick leave, accumulating non-vested sick leave, early retirement, retirement/severance, vacation, overtime, and death benefits. The benefits cost is actuarially determined using the projected unit credit method pro-rated on service and using management's best estimate of expected salary escalation, termination rates, retirement rates and mortality. The discount rate used to measure obligations is based on the cost of borrowing.

The cumulative unrecognized actuarial gains and losses are amortized over the expected average remaining service lifetime of active employees covered under the plan.

The most recent valuation of the obligation was performed at March 31, 2022 and projected to March 31, 2025. The next valuation will be performed at March 31, 2025 for use at June 30, 2025. For the purposes of determining the financial position of the plans and the employee future benefit costs, a measurement date of March 31 was adopted for all periods subsequent to July 1, 2004.

The School District and its employees make contributions to the Teachers' Pension Plan and Municipal Pension Plan. The plans are multi-employer plans where assets and obligations are not separated. The costs are expensed as incurred.

i) Liability for Contaminated Sites

Contaminated sites are a result of contamination being introduced into air, soil, water, or sediment of a chemical, organic, or radioactive material or live organism that exceeds an environmental standard. The liability is recorded net of any expected recoveries. A liability for remediation of contaminated sites is recognized when a site is not in productive use and all the following criteria are met:

- an environmental standard exists;
- contamination exceeds the environmental standard;
- the School District:
 - is directly responsible; or
 - accepts responsibility;
- it is expected that future economic benefits will be given up; and
- a reasonable estimate of the amount can be made.

SCHOOL DISTRICT No. 68 (NANAIMO – LADYSMITH)
NOTES TO FINANCIAL STATEMENTS
YEAR ENDED JUNE 30, 2022

NOTE 2 SUMMARY OF SIGNIFICANT ACCOUNTING POLICIES *(Continued)*

i) **Liability for Contaminated Sites** *(Continued)*

The liability is recognized as management’s estimate of the cost of post-remediation including operation, maintenance and monitoring that are an integral part of the remediation strategy for a contaminated site.

j) **Tangible Capital Assets**

The following criteria apply:

- Tangible capital assets acquired or constructed are recorded at cost which includes amounts that are directly related to the acquisition, design, construction, development, improvement, or betterment of the assets. Cost also includes overhead directly attributable to construction as well as interest costs that are directly attributable to the acquisition or construction of the asset.
- Donated tangible capital assets are recorded at their fair market value on the date of donation, except in circumstances where fair value cannot be reasonably determined, which are then recognized at nominal value. Transfers of capital assets from related parties are recorded at carrying value.
- Work-in-progress is recorded as an acquisition to the applicable asset class at substantial completion.
- Tangible capital assets are written down to residual value when conditions indicate they no longer contribute to the ability of the School District to provide services or when the value of future economic benefits associated with the sites and buildings are less than their net book value. The write-downs are accounted for as expenses in the Statement of Operations.
- Buildings that are demolished or destroyed are written-off.
- Works of art, historic assets and other intangible assets are not recorded as assets in these financial statements.
- The cost, less residual value, of tangible capital assets (excluding sites), is amortized on a straight-line basis over the estimated useful life of the asset. It is management’s responsibility to determine the appropriate useful lives for tangible capital assets. These useful lives are reviewed on a regular basis or if significant events initiate the need to revise. Estimated useful life is as follows:

Buildings	40 years
Furniture & Equipment	10 years
Vehicles	10 years
Computer Software	5 years
Computer Hardware	5 years

In the year of acquisition amortization is recorded as half of the annual rate for the year.

SCHOOL DISTRICT No. 68 (NANAIMO – LADYSMITH)
NOTES TO FINANCIAL STATEMENTS
YEAR ENDED JUNE 30, 2022

NOTE 2 SUMMARY OF SIGNIFICANT ACCOUNTING POLICIES *(Continued)*

k) Prepaid Expenses

Amounts for services paid relating to future periods are included as a prepaid expense and stated at acquisition cost and are charged to expense over the periods expected to benefit from it.

l) Funds and Reserves

Certain amounts, as approved by the Board are set aside in accumulated surplus for future operating and capital purposes. Transfers to and from funds and reserves are an adjustment to the respective fund when approved (see Note 12 – Interfund Transfers and Accumulated Surplus).

m) Revenue Recognition

Revenues are recorded on an accrual basis in the period in which the transactions or events occurred that gave rise to the revenues, the amounts are considered to be collectible and can be reasonably estimated.

Contributions received or where eligibility criteria have been met are recognized as revenue except where the contribution meets the criteria for deferral as described below. Eligibility criteria are the criteria that the School District has to meet in order to receive the contributions including authorization by the transferring government.

For contributions subject to a legislative or contractual stipulation or restriction as to their use, revenue is recognized as follows:

- Non-capital contributions for specific purposes are recorded as deferred revenue and recognized as revenue in the year related expenses are incurred,
- Contributions restricted for site acquisitions are recorded as revenue when the sites are purchased, and
- Contributions restricted for tangible capital assets acquisitions other than sites are recorded as deferred capital revenue and amortized over the useful life of the related assets.

Donated tangible capital assets other than sites are recorded at fair market value and amortized over the useful life of the assets. Donated sites are recorded as revenue at fair market value when received or receivable.

The accounting treatment for restricted contributions is not consistent with the requirements of Canadian public sector accounting standards which require that government transfers be recognized as revenue when approved by the transferor and eligibility criteria have been met unless the transfer contains a stipulation that meets the criteria for liability recognition in which case the transfer is recognized as revenue over the period that the liability is extinguished.

SCHOOL DISTRICT No. 68 (NANAIMO – LADYSMITH)
NOTES TO FINANCIAL STATEMENTS
YEAR ENDED JUNE 30, 2022

NOTE 2 SUMMARY OF SIGNIFICANT ACCOUNTING POLICIES *(Continued)*

m) Revenue Recognition *(continued)*

Revenue related to fees or services received in advance of the fee being earned or the service performed is deferred and recognized when the fee is earned, or service performed.

Investment income is reported in the period earned. When required by the funding party or related Act, investment income earned on deferred revenue is added to the deferred revenue balance.

n) Expenditures

Expenses are reported on an accrual basis. The cost of all goods consumed, and services received during the year is expensed.

Categories of Salaries

- Principals, Vice-Principals, and Directors of Instruction employed under an administrative officer contract are categorized as Principals and Vice-Principals.
- Superintendents, Assistant Superintendents, Secretary-Treasurers, Trustees and other employees excluded from union contracts are categorized as Other Professionals.

Allocation of Costs

- Operating expenses are reported by function, program, and object. Whenever possible, expenditures are determined by actual identification. Additional costs pertaining to specific instructional programs, such as special and indigenous education, are allocated to these programs. All other costs are allocated to related programs.
- Actual salaries of personnel assigned to two or more functions or programs are allocated based on the time spent in each function and program. School-based clerical salaries are allocated to school administration and partially to other programs to which they may be assigned. Principals and Vice-Principals salaries are allocated to school administration and may be partially allocated to other programs to recognize their other responsibilities.
- Employee benefits and allowances are allocated to the same programs, and in the same proportions, as the individual's salary.
- Supplies and services are allocated based on actual program identification.

o) Financial Instruments

A contract establishing a financial instrument creates, at its inception, rights and obligations to receive or deliver economic benefits. The financial assets and financial liabilities portray these rights and obligations in the financial statements. The School District recognizes a financial instrument when it becomes a party to a financial instrument contract.

Financial instruments consist of cash and cash equivalents, accounts receivable, portfolio investments, mortgage receivable, accounts payable and accrued liabilities, debt, and other liabilities.

SCHOOL DISTRICT No. 68 (NANAIMO – LADYSMITH)
NOTES TO FINANCIAL STATEMENTS
YEAR ENDED JUNE 30, 2022

NOTE 2 SUMMARY OF SIGNIFICANT ACCOUNTING POLICIES *(Continued)*

o) Financial Instruments *(continued)*

All financial assets and liabilities are recorded at cost or amortized cost and the associated transaction costs are added to the carrying value of these investments upon initial recognition. Transaction costs are incremental costs directly attributable to the acquisition or issue of a financial asset or a financial liability.

Unrealized gains and losses from changes in the fair value of financial instruments are recognized in the statement of remeasurement gains and losses. Upon settlement, the cumulative gain or loss is reclassified from the statement of remeasurement gains and losses and recognized in the statement of operations. Interest and dividends attributable to financial instruments are reported in the statement of operations. There are no measurement gains or losses during the periods presented; therefore, no statement of remeasurement gains or losses is included in these financial statements.

All financial assets except derivatives are tested annually for impairment. When financial assets are impaired, impairment losses are recorded in the statement of operations. A write-down of a portfolio investment to reflect a loss in value is not reversed for a subsequent increase in value.

For financial instruments measured using amortized cost, the effective interest rate method is used to determine interest revenue or expense.

p) Measurement Uncertainty

Preparation of financial statements in accordance with the basis of accounting described in note 2 requires management to make estimates and assumptions that impact reported amounts of assets and liabilities at the date of the financial statements and revenues and expenses during the reporting periods. Areas requiring the use of management estimates relate to the potential impairment of tangible capital assets, liabilities for contaminated sites, rates for amortization and estimated employee future benefits. Actual results could differ from those estimates.

q) Comparative Figures

Some of the prior year comparative figures have changed in order to conform with the financial statement presentation adopted in the current year.

r) Future Changes in Accounting Policies

PS 3280 Asset Retirement Obligations issued August 2018 establishes standards for recognition, measurement, presentation and disclosure of legal obligations associated with the retirement of tangible capital assets and is effective July 1, 2022. A liability will be recognized when, as at the financial reporting date:

- (a) there is a legal obligation to incur retirement costs in relation to a tangible capital asset;
- (b) the past transaction or event giving rise to the liability has occurred;

**SCHOOL DISTRICT No. 68 (NANAIMO – LADYSMITH)
NOTES TO FINANCIAL STATEMENTS
YEAR ENDED JUNE 30, 2022**

NOTE 2 SUMMARY OF SIGNIFICANT ACCOUNTING POLICIES (Continued)

r) Future Changes in Accounting Policies (continued)

- (c) it is expected that future economic benefits will be given up; and
- (d) a reasonable estimate of the amount can be made.

Liabilities are recognized for statutory, contractual or legal obligations associated with the retirement of tangible capital assets when those obligations result from the acquisition, construction, development or normal operation of the assets. The obligations are measured initially at fair value, determined using present value methodology, and the resulting costs capitalized into the carrying amount of the related tangible capital asset. In subsequent periods, the liability is adjusted for accretion and any changes in the amount or timing of the underlying future cash flows. The capitalized asset retirement cost is amortized on the same basis as the related asset and accretion expense is included in the Statement of Operations.

A modified retroactive application has been recommended by Government. Management is in the process of assessing the impact of adopting this standard on the School District's financial results.

PS 3400 Revenue issued November 2018 establishes standards on how to account for and report on revenue and is effective July 1, 2023. Specifically, it differentiates between revenue arising from transactions that include performance obligations, referred to as "exchange transactions", and transactions that do not have performance obligations, referred to as "non-exchange transactions".

Revenue from transactions with performance obligations should be recognized when (or as) the school district satisfies a performance obligation by providing the promised goods or services to a payor.

Revenue from transactions with no performance obligations should be recognized when a school district:

- (a) has the authority to claim or retain an inflow of economic resources; and
- (b) identifies a past transaction or event that gives rise to an asset.

This standard may be applied retroactively or prospectively. Management is in the process of assessing the impact of adopting this standard on the School District's financial results.

NOTE 3 ACCOUNTS RECEIVABLE – OTHER RECEIVABLES

Due from Province – Ministry of Education

	2022	2021
Bylaw – Capital Funding	\$ 4,726,453	\$ 1,769,024
French Programs	99,888	66,749
Other	365,068	393,337
	\$ 5,191,409	\$ 2,229,110

SCHOOL DISTRICT No. 68 (NANAIMO – LADYSMITH)
NOTES TO FINANCIAL STATEMENTS
YEAR ENDED JUNE 30, 2022

NOTE 3 ACCOUNTS RECEIVABLE – OTHER RECEIVABLES *(continued)*

Other Receivables

	2022	2021
Due from Federal Government - GST	\$ 313,976	\$ 240,598
Benefit Premium Balance	2,575,232	5,663,366
Other	326,639	295,462
	\$ 3,215,847	\$ 6,199,426

NOTE 4 MORTGAGE RECEIVABLE

	2022	2021
Mortgage on 4985 Christie Road, Ladysmith (former Diamond Elementary School property); blended payments are \$700 per month including interest at 2% p.a., for a term of 5 years ending April 1, 2023.	\$ 74,019	\$ 75,169
	\$ 74,019	\$ 75,169

Interest received during the year was \$250 (2021- \$511).

NOTE 5 PORTFOLIO INVESTMENTS

GIC's included in portfolio investments are held with local banking institutions and earn average interest at 2.53% (2021 – n/a).

	2022	2021
RBC Income Building GIC	\$ 1,256,121	-
Coast Capital Savings GIC	2,500,000	-
	\$ 3,756,121	\$ -

NOTE 6 ACCOUNTS PAYABLE AND ACCRUED LIABILITIES

Other Accounts Payable and Accrued Liabilities

	2022	2021
Trade payables	\$ 4,720,287	\$ 3,886,609
Salaries and benefits payable	12,139,870	11,369,305
Accrued vacation pay	1,415,143	1,457,642
Construction holdbacks	1,398,456	464,802
	\$ 19,673,756	\$ 17,178,358

SCHOOL DISTRICT No. 68 (NANAIMO – LADYSMITH)
NOTES TO FINANCIAL STATEMENTS
YEAR ENDED JUNE 30, 2022

NOTE 7 UNEARNED REVENUE

Unearned revenue consists of contributions received for services to be delivered in a future period. Changes in unearned revenue are as follows:

	2022	2021
Balance, beginning of year	\$ 2,995,737	\$ 1,260,920
Changes for the year:		
Increase:		
Tuition fees/Rentals	5,398,054	3,276,217
Decrease:		
Tuition fees/Rentals	4,286,201	1,541,400
Net changes for the year	1,111,853	1,734,817
Balance, end of year	\$ 4,107,590	\$ 2,995,737

NOTE 8 DEFERRED REVENUE

Deferred revenue includes unspent grants and contributions received that meet the description of a restricted contribution in the Restricted Contributions Regulation 198/2011 issued by Treasury Board, i.e., the stipulations associated with those grants and contributions have not yet been fulfilled. Changes in deferred revenue are as follows:

	2022	2021
Balance, beginning of year	\$ 2,645,351	\$ 2,555,816
Changes for the year:		
Increase:		
Provincial Grants – Ministry of Education	16,888,380	23,025,879
Ministry of Education CEF Adjustment	(28,119)	(76,637)
Provincial Grants – Other	35,000	118,305
Other	2,861,741	1,790,089
Investment income	16,456	15,823
	19,773,458	24,873,459
Decrease:		
Expenses	18,937,848	23,799,152
Transfers – tangible capital assets purchased	444,998	984,772
	19,382,846	24,783,924
Net changes for the year	390,612	89,535
Balance, end of year	\$ 3,035,963	\$ 2,645,351

SCHOOL DISTRICT No. 68 (NANAIMO – LADYSMITH)
NOTES TO FINANCIAL STATEMENTS
YEAR ENDED JUNE 30, 2022

NOTE 9 DEFERRED CAPITAL REVENUE

Deferred capital revenue includes grants and contributions received that are restricted by the contributor for the acquisition of tangible capital assets that meet the description of a restricted contribution in the Restricted Contributions Regulation 198/2011 issued by Treasury Board. Once spent, the contributions are amortized into revenue over the life of the asset acquired. Changes to deferred capital revenue are as follows:

	Deferred Capital 2022	Unspent Deferred Capital 2022	Total Deferred Capital Revenue 2022	Total Deferred Capital Revenue 2021 (restated – Note 21)
Balance, beginning of year	\$126,110,853	\$3,993,243	\$130,104,096	\$124,491,090
Changes for the year:				
Increase:				
Transfer from Unspent – Capital Additions	2,193,612	-	2,193,612	3,808,890
Transfer from Unspent – Work in Progress	20,836,507	-	20,836,507	8,686,532
Provincial Grants – Ministry of Education	-	22,265,461	22,265,461	13,289,493
Provincial Grants – Other	-	4,819,404	4,819,404	257,216
Investment income	-	185	185	1,446
Other	-	-	-	-
	<u>23,030,119</u>	<u>27,085,050</u>	<u>50,115,169</u>	<u>26,043,577</u>
Decrease:				
Amortization of Deferred Capital	6,181,594	-	6,181,594	6,008,802
Capital additions – transfer to Deferred Capital	-	2,193,612	2,193,612	3,808,890
Work in Progress – transfer to Deferred Capital	-	20,836,507	20,836,507	8,686,532
Other	-	129,434	129,434	1,926,347
	<u>6,181,594</u>	<u>23,159,553</u>	<u>29,341,147</u>	<u>20,430,571</u>
Net changes for the year	<u>16,848,525</u>	<u>3,925,497</u>	<u>20,774,022</u>	<u>5,613,006</u>
Balance, end of year	<u>\$142,959,378</u>	<u>\$7,918,740</u>	<u>\$150,878,118</u>	<u>\$130,104,096</u>

SCHOOL DISTRICT No. 68 (NANAIMO – LADYSMITH)
NOTES TO FINANCIAL STATEMENTS
YEAR ENDED JUNE 30, 2022

NOTE 10 EMPLOYEE FUTURE BENEFITS

Benefits include vested sick leave, accumulating non-vested sick leave, early retirement, retirement/severance, vacation, overtime and death benefits. Funding is provided when the benefits are paid and accordingly, there are no plan assets. Although no plan assets are uniquely identified, the School District has provided for the payment of these benefits.

	2022	2021
Reconciliation of Accrued Benefit Obligation		
Accrued Benefit Obligation – April 1	\$ 1,611,035	\$ 1,654,391
Service Cost	124,931	124,845
Interest Cost	41,135	38,005
Benefit Payments	(271,827)	(198,996)
Increase (Decrease) in obligation due to Plan Amendment	-	-
Actuarial (Gain) Loss	498,530	(7,210)
Accrued Benefit Obligation – March 31	\$ 2,003,804	\$ 1,611,035
Reconciliation of Funded Status at End of Fiscal Year		
Accrued Benefit Obligation – March 31	\$ 2,003,804	\$ 1,611,035
Market Value of Plan Assets – March 31	-	-
Funded Status – Surplus (Deficit)	(2,003,804)	(1,611,035)
Employer Contributions After Measurement Date	84,042	134,240
Benefits Expense After Measurement Date	(52,323)	(41,517)
Unamortized Net Actuarial (Gain) Loss	318,196	(168,680)
Accrued Benefit Asset (Liability) – June 30	\$ (1,653,889)	\$ (1,686,992)
Reconciliation of Change in Accrued Benefit Liability		
Accrued Benefit Liability – July 1	\$ 1,686,992	\$ 1,763,384
Net expense for Fiscal Year	188,525	180,593
Employer Contributions	(221,628)	(256,985)
Accrued Benefit Liability – June 30	\$ 1,653,889	\$ 1,686,992
Components of Net Benefit Expense		
Service Cost	\$ 129,867	\$ 124,867
Interest Cost	47,005	38,788
Immediate Recognition of Plan Amendment	-	-
Amortization of Net Actuarial (Gain)/Loss	11,653	16,938
Net Benefit Expense (Income)	\$ 188,525	\$ 180,593

The significant actuarial assumptions adopted for measuring the School District's accrued benefit obligations are:

	2022	2021
Discount Rate – April 1	2.25%	2.25%
Discount Rate – March 31	3.25%	2.50%
Long Term Salary Growth – April 1	2.50% + seniority	2.50% + seniority
Long Term Salary Growth – March 31	2.50% + seniority	2.50% + seniority
EARSL – March 31	10.4 years	9.4 years

SCHOOL DISTRICT No. 68 (NANAIMO – LADYSMITH)
NOTES TO FINANCIAL STATEMENTS
YEAR ENDED JUNE 30, 2022

NOTE 11 TANGIBLE CAPITAL ASSETS

Net Book Value:

	Net Book Value 2022	Net Book Value 2021 (restated – Note 21)
Sites	\$ 15,673,196	\$ 15,673,196
Buildings	137,594,436	137,952,562
Buildings – work in progress	28,211,514	12,309,999
Furniture & Equipment	7,990,936	7,633,915
Furniture & Equipment – work in progress	715,555	-
Vehicles	2,957,358	2,575,375
Computer Software	218,423	300,145
Computer Hardware	3,859,481	3,594,688
Total	\$ 197,220,899	\$ 180,039,880

June 30, 2022

	Opening Cost (restated – Note 21)	Additions	Disposals	Transfers (WIP)	Total 2022
Sites	\$ 15,673,196	\$ -	\$ -	\$ -	\$ 15,673,196
Buildings	285,580,682	1,599,143	-	4,516,592	291,696,417
Buildings – work in progress	12,309,999	20,418,107	-	(4,516,592)	28,211,514
Furniture & Equipment	11,154,531	1,210,634	(188,013)	329,445	12,506,597
Furniture & Equipment – work in progress	-	1,045,000	-	(329,445)	715,555
Vehicles	4,945,771	888,087	(657,525)	-	5,176,333
Computer Software	417,923	-	(18,634)	-	399,289
Computer Hardware	7,683,750	1,822,208	(1,615,583)	-	7,890,375
Total	\$337,765,852	\$26,983,179	(\$2,479,755)	\$ -	\$ 362,269,276

	Opening Accumulated Amortization (restated – Note 21)	Additions	Disposals	Total 2022
Buildings	\$147,628,120	\$6,473,861	\$ -	\$154,101,981
Furniture & Equipment	3,520,617	1,183,057	(188,013)	4,515,661
Vehicles	2,370,395	506,105	(657,525)	2,218,975
Computer Software	117,778	81,722	(18,634)	180,866
Computer Hardware	4,089,062	1,557,415	(1,615,583)	4,030,894
Total	\$157,725,972	\$9,802,160	(\$2,479,755)	\$165,048,377

**SCHOOL DISTRICT No. 68 (NANAIMO – LADYSMITH)
NOTES TO FINANCIAL STATEMENTS
YEAR ENDED JUNE 30, 2022**

NOTE 11 TANGIBLE CAPITAL ASSETS (Continued)

June 30, 2021

	Opening Cost (restated – Note 21)	Additions (restated)	Disposals	Transfers (WIP)	Total 2021 (restated – Note 21)
Sites	\$ 15,673,196	\$ -	\$ -	\$ -	\$ 15,673,196
Buildings	281,487,536	3,665,464	(428,906)	856,588	285,580,682
Buildings – work in progress	2,704,879	10,461,708	-	(856,588)	12,309,999
Furniture & Equipment	9,830,934	1,718,190	(394,593)	-	11,154,531
Vehicles	3,726,814	1,619,914	(400,957)	-	4,945,771
Computer Software	385,452	32,471	-	-	417,923
Computer Hardware	7,560,941	1,185,098	(1,062,289)	-	7,683,750
Total	\$321,369,752	\$18,682,845	(\$2,286,745)	\$ -	\$337,765,852

	Opening Accumulated Amortization (restated – Note 21)	Additions (restated)	Disposals	Total 2021 (restated – Note 21)
Buildings	\$141,683,653	\$6,373,373	\$ (428,906)	\$147,628,120
Furniture & Equipment	2,865,935	1,049,275	(394,593)	3,520,617
Vehicles	2,337,721	433,631	(400,957)	2,370,395
Computer Software	37,440	80,338	-	117,778
Computer Hardware	3,626,880	1,524,471	(1,062,289)	4,089,062
Total	\$150,551,629	\$9,461,088	(\$2,286,745)	\$157,725,972

Building and Furniture & Equipment – work in progress has not been amortized. Amortization of these assets will commence when the asset is put into use.

Additions to furniture and equipment do not include any contributed tangible capital assets (2020 – \$nil).

NOTE 12 ACCUMULATED SURPLUS

Interfund transfers between the operating, special purpose and capital funds for the year ended June 30, 2022, were as follows:

- A transfer in the amount of \$6,648,001 was made from the operating fund to the capital fund for capital purchases made during the year.
- A transfer in the amount of \$444,998 was made from the special purpose fund to the capital fund for capital purchase made during the year.

SCHOOL DISTRICT No. 68 (NANAIMO – LADYSMITH)
NOTES TO FINANCIAL STATEMENTS
YEAR ENDED JUNE 30, 2022

NOTE 12 ACCUMULATED SURPLUS (continued)

Accumulated Surplus is comprised of the following:

OPERATING	2022	2021 (restated – Note 21)
Accumulated Operating Surplus	\$ 7,818,360	\$ 13,158,740
Restricted Surplus Reserve for Anticipated Unusual Expenses:		
Staffing Contingencies	\$ 600,000	\$ 750,000
Replacement Cost Contingencies	400,000	750,000
COVID – Enhanced Cleaning Protocols	-	400,000
	<u>1,000,000</u>	<u>1,900,000</u>
Restricted Surplus Reserve for Financial Constraints/Targeted Funds:		
District Benefit Plans – Premium Balance	\$ 2,575,232	\$ 5,663,366
Undelivered purchase orders at June 30 th	563,343	-
Indigenous Education - Target	415,443	457,476
Teacher Mentorship Grant	261,758	277,051
School Year-End Balance Rollover	134,367	189,061
Outreach Program	55,938	278,348
Seamless Day Kindergarten Pilot	50,000	50,000
Health & Safety	17,800	15,000
COVID Response Fund	-	240,000
International Student Program Contingency	-	200,000
2021/22 Annual Budget Balancing	-	157,684
Support for SD84 Incoming Programs	-	139,000
Summer Outreach Program	-	127,212
Multi-Year Painting Program	-	100,000
Administrator Professional Development Program	-	76,000
School Bus Seat Belt Pilot Program	-	65,104
Support for Collective Bargaining	-	50,000
Trustee Professional Development/Travel	-	40,000
Student Management System Upgrade for ICE	-	30,000
Ecole Hammond Bay Welcome Pole	-	20,000
Wellington School External Upgrade	-	20,000
CUPE Professional Development	-	17,419
	<u>4,073,881</u>	<u>8,212,721</u>
Restricted Surplus Reserve Operations Spanning Multiple School Years:	<u>\$ -</u>	<u>\$ -</u>
	-	-
Unrestricted Operating Surplus Reserve	2,744,479	3,046,019

SCHOOL DISTRICT No. 68 (NANAIMO – LADYSMITH)
NOTES TO FINANCIAL STATEMENTS
YEAR ENDED JUNE 30, 2022

NOTE 12 ACCUMULATED SURPLUS *(continued)*

Summary of Accumulated Operating Surplus		
Total Internally Restricted Surplus Appropriated by Board	5,073,881	10,112,721
Total Unrestricted Surplus	2,744,479	3,046,019
Total Accumulated Operating Surplus	7,818,360	13,158,740
CAPITAL		
Investment in Tangible Capital Assets	53,625,926	53,293,432
Local Capital	7,221,058	3,977,668
Capital Surplus	60,846,984	57,271,100
TOTAL ACCUMULATED SURPLUS	68,665,344	70,429,840
Proposed transfer to Local Capital	1,000,000	1,248,000
Revised Unrestricted Operating Surplus Balance, pending Board approval	1,744,479	1,798,019
Revised Local Capital Balance, pending Board approval	8,221,058	5,225,668

NOTE 13 BUDGET FIGURES

Budget figures included in the financial statements were approved by the Board through the adoption of an amended annual budget on February 23, 2022. The amended budget is used for comparison purposes, as these are based on actual student enrollments. The difference between the preliminary (annual) and amended budgets is as follows:

	2022 Amended	2022 Preliminary	Difference
Revenues			
Provincial Grants			
Ministry of Education	\$160,949,471	\$154,106,139	\$6,843,332
Other	494,166	232,416	261,750
Tuition	4,322,250	2,391,350	1,930,900
Other Revenue	5,403,198	4,880,767	522,431
Rentals and Leases	400,000	400,000	-
Investment Income	221,000	221,000	-
Amortization of Deferred Capital Revenue	6,400,000	6,350,000	50,000
Total Revenue	\$178,190,085	\$168,581,672	\$9,608,413
Expenses			
Instruction	\$146,698,771	\$136,261,832	\$10,436,939
District Administration	7,257,074	6,627,171	629,903
Operations and Maintenance	29,678,983	27,860,880	1,818,103
Transportation and Housing	1,796,112	1,980,137	(184,025)
Debt Services	-	-	-
Total Expenses	\$185,430,940	\$172,730,020	\$12,700,920
Surplus (deficit) for the year	\$ (7,240,855)	\$ (4,148,348)	\$ (3,092,507)

**SCHOOL DISTRICT No. 68 (NANAIMO – LADYSMITH)
NOTES TO FINANCIAL STATEMENTS
YEAR ENDED JUNE 30, 2022**

NOTE 13 BUDGET FIGURES *(continued)*

Effects of change in Tangible Capital Assets			
Acquisition of Tangible Capital Assets	(34,693,000)	(29,116,700)	(5,576,300)
Amortization of Tangible Capital Assets	10,000,000	9,750,000	250,000
Total Effect of change in Tangible Capital Assets	(24,693,000)	(19,366,700)	5,326,300
Decrease in Net Financial Debt	\$(31,933,855)	\$(23,515,048)	\$(8,418,807)

NOTE 14 EXPENSE BY OBJECT

	2022	2021 (restated – Note 21)
Salaries	\$121,846,881	\$118,375,771
Benefits	29,904,275	28,034,275
Services and supplies	17,697,448	17,493,380
Amortization	9,802,160	9,461,087
	<u>\$179,250,764</u>	<u>\$173,364,513</u>

NOTE 15 EMPLOYEE PENSION PLANS

The School District and its employees contribute to the Teachers’ Pension Plan and Municipal Pension Plan (jointly trustee pension plans). The boards of trustees for these plans, representing plan members and employers, are responsible for administering the pension plans, including investing assets and administering benefits. The plans are multi-employer defined benefit pension plans. Basic pension benefits are based on a formula. As at December 31, 2021, the Teachers’ Pension Plan has about 50,000 active members and approximately 40,000 retired members. As of December 31, 2021, the Municipal Pension Plan has about 227,000 active members, including approximately 29,000 from school districts.

Every three years, an actuarial valuation is performed to assess the financial position of the plans and adequacy of plan funding. The actuary determines an appropriate combined employer and member contribution rate to fund the plans. The actuary’s calculated contribution rate is based on the entry-age normal cost method, which produces the long-term rate of member and employer contributions sufficient to provide benefits for average future entrants to the plans. This rate may be adjusted for the amortization of any actuarial funding surplus and will be adjusted for the amortization of any unfunded actuarial liability.

The most recent actuarial valuation of the Teachers’ Pension Plan as at December 31, 2020, indicated a \$1,584 million surplus for basic pension benefits on a going concern basis.

The most recent actuarial valuation for the Municipal Pension Plan as at December 31, 2018, indicated a \$2,866 million funding surplus for basic pension benefits on a going concern basis.

**SCHOOL DISTRICT No. 68 (NANAIMO – LADYSMITH)
NOTES TO FINANCIAL STATEMENTS
YEAR ENDED JUNE 30, 2022**

NOTE 15 EMPLOYEE PENSION PLANS *(Continued)*

The school district paid \$12,723,973 for employer contributions to the plans for the year ended June 30, 2022 (2021: \$12,327,351).

The next valuation for the Teachers’ Pension Plan will be as at December 31, 2023. The next valuation for the Municipal Pension Plan will be as at December 31, 2021, with results available in 2022.

Employers participating in the plans record their pension expense as the amount of employer contributions made during the fiscal year (defined contribution pension plan accounting). This is because the plans record accrued liabilities and accrued assets for each plan in aggregate, resulting in no consistent and reliable basis for allocating the obligation, assets and cost to individual employers participating in the plans.

NOTE 16 NANAIMO-LADYSMITH SCHOOLS FOUNDATION

The School District and the Nanaimo-Ladysmith Schools Foundation (the “Foundation”) have a mutually supportive relationship whereby the Foundation acts as a fundraising agency for the students in School District No. 68, and the School District provides the Foundation with financial and administrative support. The Foundation is a separate legal entity, has its own Board of Directors and is a registered charity under the provisions of the Income Tax Act of Canada.

The School District provided contributions of \$186,288 (2021: \$177,185) for administrative assistance and support to the Foundation and also provided office space free of charge. The Foundation provided miscellaneous grants directly to Schools.

NOTE 17 CONTRACTUAL RIGHTS

Contractual rights are rights to economic resources arising from contracts or agreements that will result in revenues and assets in the future. The School District’s contractual rights arise because of contracts entered into for School District facilities leases. The following table summarizes the contractual rights of the School District for future assets:

Contractual rights	2023	2024	2025	2026	2027	Thereafter
Future lease/rental revenue	\$161,708	\$108,936	\$108,940	\$76,717	\$65,981	\$9,853

SCHOOL DISTRICT No. 68 (NANAIMO – LADYSMITH)
NOTES TO FINANCIAL STATEMENTS
YEAR ENDED JUNE 30, 2022

NOTE 18 CONTRACTUAL OBLIGATIONS AND CONTINGENCIES

The School District has entered into a number of multiple-year contracts for the delivery of services. These contractual obligations will become liabilities in the future when the terms of the contracts are met. Disclosure relates to the unperformed portion of the contracts.

Operating Expenses: anticipated contractual payments due over the terms of the contracts are as follows:

2023	109,185
2024	95,784
2025	15,000
2026	15,000
2027	15,000
Thereafter	30,000
	<u>\$ 279,969</u>

Anticipated contractual payments related to purchase orders for operating expenses and capital construction during 2023 total \$17,265,449.

Each year the School District is involved with a number of legal actions and arbitrations. Although the outcomes of these matters are not determinable at this time, management believes they will not have a material adverse effect on the School District's financial position or results of operations.

The District is subject to environmental laws and regulations enacted by the Province and local authorities. Certain schools in the School District contain asbestos. No amount has been recorded in the financial statements with regard to this potential liability. Upon the retirement of these District buildings, either through demolition or sale, the District may incur removal costs or realize reduced sale proceeds because of the presence of asbestos. The District has made no provision for the financial impact of removal costs or reduced sale proceeds as they cannot be reasonably estimated due to the indeterminate nature and date of potential future retirements.

NOTE 19 RELATED PARTY TRANSACTIONS

The School District is related through common ownership to all Province of British Columbia ministries, agencies, school districts, health authorities, colleges, universities, and crown corporations. Transactions with these entities, as well as key management personnel, if any, unless disclosed separately, are considered to be in the normal course of operations and are recorded at the exchange amount.

NOTE 20 ECONOMIC DEPENDENCE

The operations of the School District are dependent on continued funding from the Ministry of Education and Child Care and various governmental agencies to carry out its programs. These financial statements have been prepared on a going concern basis.

SCHOOL DISTRICT No. 68 (NANAIMO – LADYSMITH)
NOTES TO FINANCIAL STATEMENTS
YEAR ENDED JUNE 30, 2022

NOTE 21 PRIOR PERIOD ADJUSTMENT

On May 28, 2021, the Office of the Comptroller General directed all school districts to apply the half-year rule method of amortization beginning in the fiscal year an asset is placed into service. This directive applies to both past and future purchases. Prior to this directive, the district did not calculate amortization on the year of deemed disposition using the half year rule. The School District has made a retroactive adjustment to recognize amortization using the half year rule in the year of disposition for all assets and deferred capital contributions.

In addition, during the year it was determined that Clean BC grants received in the prior year for the purchase of an electric bus were not recorded as an addition to deferred capital revenue and tangible Capital Assets. Tangible Capital assets for the year ending June 30, 2021 increased by \$257,216, deferred capital revenue increased by \$244,355 and amortization of tangible capital assets/amortization of deferred capital revenue increased by \$12,861.

The impact of the prior period adjustment on the June 30, 2021, comparative amounts is as follows:

		Increase (decrease)
Tangible capital assets	\$	540,906
Deferred capital revenue		20,688
Accumulated surplus, July 1, 2020	\$	520,218
Amortization of Deferred Capital Revenue	\$	(1,673)
Operations and Maintenance Expense (amortization)		(133,145)
Surplus for the year ending June 30, 2021	\$	131,472

NOTE 22 RISK MANAGEMENT

The School District has exposure to the following risks from its use of financial instruments: credit risk, market risk and liquidity risk.

The Board ensures that the School District has identified its risks and ensures that management monitors and controls them.

a) Credit risk:

Credit risk is the risk of financial loss to an institution if a customer or counterparty to a financial instrument fails to meet its contractual obligations. Such risks arise principally from certain financial assets held consisting of cash, amounts receivable and investments.

SCHOOL DISTRICT No. 68 (NANAIMO – LADYSMITH)
NOTES TO FINANCIAL STATEMENTS
YEAR ENDED JUNE 30, 2022

NOTE 22 RISK MANAGEMENT *(continued)*

The School District is exposed to credit risk in the event of non-performance by a debtor. This risk is mitigated as most amounts receivable are due from the Province and are collectible.

It is management's opinion that the School District is not exposed to significant credit risk associated with its cash deposits as they are placed in recognized British Columbia institutions.

b) Market risk:

Market risk is the risk that the fair value or future cash flows of a financial instrument will fluctuate because of changes in market prices. Market risk is comprised of currency risk and interest rate risk.

Currency risk is the risk that the fair value or future cash flows of a financial instrument will fluctuate because of changes in the foreign exchange rates. It is management's opinion that the School District is not exposed to significant currency risk, as amounts held and purchases made in foreign currency are insignificant.

Interest rate risk is the risk that the fair value or future cash flows of a financial instrument will fluctuate because of changes in the market interest rates. The School District is exposed to interest rate risk through its investments. It is management's opinion that the School District is not exposed to significant interest rate risk.

c) Liquidity risk:

Liquidity risk is the risk that the School District will not be able to meet its financial obligations as they become due.

The School District manages liquidity risk by continually monitoring actual and forecasted cash flows from operations and anticipated investing activities to ensure, as far as possible, that it will always have sufficient liquidity to meet its liabilities when due, under both normal and stressed conditions, without incurring unacceptable losses or risking damage to the School District's reputation.

Risk Management and insurance services for all School Districts in British Columbia are provided by the Risk Management Branch of the Ministry of Finance. There have been no changes to risk exposure from 2021 related to credit, market or liquidity risks.

School District No. 68 (Nanaimo-Ladysmith)

Schedule 1 (Unaudited)

Schedule of Changes in Accumulated Surplus (Deficit) by Fund
Year Ended June 30, 2022

	Operating Fund	Special Purpose Fund	Capital Fund	2022 Actual	2021 Actual (Restated - Note 21)
	\$	\$	\$	\$	\$
Accumulated Surplus (Deficit), beginning of year	13,158,740		57,271,100	70,429,840	67,670,485
Prior Period Adjustments					520,218
Accumulated Surplus (Deficit), beginning of year, as restated	13,158,740	-	57,271,100	70,429,840	68,190,703
Changes for the year					
Surplus (Deficit) for the year	1,307,621	444,998	(3,517,115)	(1,764,496)	2,239,137
Interfund Transfers					
Tangible Capital Assets Purchased	(1,348,501)	(420,106)	1,768,607	-	-
Tangible Capital Assets - Work in Progress		(24,892)	24,892	-	-
Local Capital	(5,299,500)		5,299,500	-	-
Net Changes for the year	(5,340,380)	-	3,575,884	(1,764,496)	2,239,137
Accumulated Surplus (Deficit), end of year - Statement 2	7,818,360	-	60,846,984	68,665,344	70,429,840

School District No. 68 (Nanaimo-Ladysmith)

Schedule 2 (Unaudited)

Schedule of Operating Operations

Year Ended June 30, 2022

	2022 Budget (Note 13)	2022 Actual	2021 Actual (Restated - Note 21)
	\$	\$	\$
Revenues			
Provincial Grants			
Ministry of Education and Child Care	144,240,639	143,134,229	138,305,681
Other	275,416	348,112	237,116
Tuition	4,322,250	4,464,819	1,842,060
Other Revenue	2,080,954	3,023,312	1,560,281
Rentals and Leases	400,000	481,958	490,916
Investment Income	186,000	293,955	264,181
Total Revenue	<u>151,505,259</u>	<u>151,746,385</u>	<u>142,700,235</u>
Expenses			
Instruction	127,842,529	125,164,436	114,636,061
District Administration	7,172,074	6,091,133	5,864,764
Operations and Maintenance	18,365,399	17,197,476	15,849,475
Transportation and Housing	1,796,112	1,985,719	1,829,891
Total Expense	<u>155,176,114</u>	<u>150,438,764</u>	<u>138,180,191</u>
Operating Surplus (Deficit) for the year	<u>(3,670,855)</u>	<u>1,307,621</u>	<u>4,520,044</u>
Budgeted Appropriation (Retirement) of Surplus (Deficit)	<u>8,858,355</u>		
Net Transfers (to) from other funds			
Tangible Capital Assets Purchased		(1,348,501)	(965,855)
Local Capital	(5,187,500)	(5,299,500)	(3,002,500)
Total Net Transfers	<u>(5,187,500)</u>	<u>(6,648,001)</u>	<u>(3,968,355)</u>
Total Operating Surplus (Deficit), for the year	<u>-</u>	<u>(5,340,380)</u>	<u>551,689</u>
Operating Surplus (Deficit), beginning of year		<u>13,158,740</u>	<u>12,607,051</u>
Operating Surplus (Deficit), end of year		<u>7,818,360</u>	<u>13,158,740</u>
Operating Surplus (Deficit), end of year			
Internally Restricted		5,073,881	10,112,721
Unrestricted		2,744,479	3,046,019
Total Operating Surplus (Deficit), end of year		<u>7,818,360</u>	<u>13,158,740</u>

School District No. 68 (Nanaimo-Ladysmith)

Schedule 2A (Unaudited)

Schedule of Operating Revenue by Source

Year Ended June 30, 2022

	2022 Budget (Note 13)	2022 Actual	2021 Actual (Restated - Note 21)
	\$	\$	\$
Provincial Grants - Ministry of Education and Child Care			
Operating Grant, Ministry of Education and Child Care	144,827,700	144,630,088	134,492,365
ISC/LEA Recovery	(1,174,655)	(2,118,120)	(781,318)
Other Ministry of Education and Child Care Grants			
Pay Equity	160,000	160,000	160,000
Funding for Graduated Adults	-	21,692	31,958
Student Transportation Fund	244,630	244,630	244,630
Support Staff Benefits Grant	163,439	166,310	163,439
Teachers' Labour Settlement Funding			3,645,082
Early Career Mentorship Funding			280,000
FSA Scorer Grant	15,693	15,693	15,693
Child Care Funding		10,104	
Early Learning Framework (ELF) Funding	3,832	3,832	3,832
Other			50,000
Total Provincial Grants - Ministry of Education and Child Care	144,240,639	143,134,229	138,305,681
Provincial Grants - Other	275,416	348,112	237,116
Tuition			
International and Out of Province Students	4,322,250	4,464,819	1,842,060
Total Tuition	4,322,250	4,464,819	1,842,060
Other Revenues			
Other School District/Education Authorities	519,299	532,398	519,299
Funding from First Nations	1,174,655	2,118,120	781,318
Miscellaneous			
Cafeteria Revenue	220,000	223,226	86,954
BC Hydro Energy Manager Grant	50,000	50,000	50,000
Other	117,000	99,568	122,710
Total Other Revenue	2,080,954	3,023,312	1,560,281
Rentals and Leases	400,000	481,958	490,916
Investment Income	186,000	293,955	264,181
Total Operating Revenue	151,505,259	151,746,385	142,700,235

School District No. 68 (Nanaimo-Ladysmith)

Schedule 2B (Unaudited)

Schedule of Operating Expense by Object

Year Ended June 30, 2022

	2022 Budget (Note 13)	2022 Actual	2021 Actual (Restated - Note 21)
	\$	\$	\$
Salaries			
Teachers	68,106,949	67,367,202	62,658,938
Principals and Vice Principals	8,917,757	8,590,327	8,307,004
Educational Assistants	11,246,819	10,655,729	10,291,790
Support Staff	12,936,224	12,597,376	11,556,327
Other Professionals	4,957,424	4,743,476	4,672,855
Substitutes	4,863,800	5,678,401	4,247,308
Total Salaries	111,028,973	109,632,511	101,734,222
Employee Benefits	27,622,707	26,851,113	24,057,294
Total Salaries and Benefits	138,651,680	136,483,624	125,791,516
Services and Supplies			
Services	5,307,796	4,001,685	3,222,627
Student Transportation	106,268	67,906	43,274
Professional Development and Travel	994,981	642,752	494,281
Rentals and Leases	56,395	52,963	4,556
Dues and Fees	627,828	751,755	621,642
Insurance	380,800	375,632	375,558
Interest	-	-	-
Supplies	6,845,666	5,303,818	5,336,234
Utilities	2,204,700	2,758,629	2,290,503
Total Services and Supplies	16,524,434	13,955,140	12,388,675
Total Operating Expense	155,176,114	150,438,764	138,180,191

School District No. 68 (Nanaimo-Ladysmith)

Schedule 2C (Unaudited)

Operating Expense by Function, Program and Object

Year Ended June 30, 2022

	Teachers Salaries	Principals and Vice Principals Salaries	Educational Assistants Salaries	Support Staff Salaries	Other Professionals Salaries	Substitutes Salaries	Total Salaries
	\$	\$	\$	\$	\$	\$	\$
1 Instruction							
1.02 Regular Instruction	51,783,763	1,496,686	259,853	53,665	518,740	4,381,261	58,493,968
1.03 Career Programs	-	-	202,170	-	-	-	202,170
1.07 Library Services	2,008,398	6,149	-	255,542	-	98,667	2,368,756
1.08 Counselling	2,296,783	-	-	-	-	10,811	2,307,594
1.10 Special Education	8,356,294	-	8,889,448	-	-	506,512	17,752,254
1.30 English Language Learning	799,720	-	39,695	-	-	3,818	843,233
1.31 Indigenous Education	1,637,221	-	1,027,906	57,036	140,850	91,723	2,954,736
1.41 School Administration	41,558	6,873,305	-	2,686,752	-	413,053	10,014,668
1.60 Summer School	-	-	-	-	-	-	-
1.61 Continuing Education	-	-	-	-	-	-	-
1.62 International and Out of Province Students	443,465	214,187	-	102,324	154,085	21,011	935,072
1.64 Other	-	-	171,755	-	-	-	171,755
Total Function 1	67,367,202	8,590,327	10,590,827	3,155,319	813,675	5,526,856	96,044,206
4 District Administration							
4.11 Educational Administration	-	-	-	264,544	994,499	590	1,259,633
4.40 School District Governance	-	-	-	47,710	393,438	-	441,148
4.41 Business Administration	-	-	-	742,084	1,619,632	69,013	2,430,729
Total Function 4	-	-	-	1,054,338	3,007,569	69,603	4,131,510
5 Operations and Maintenance							
5.41 Operations and Maintenance Administration	-	-	64,902	688,356	546,959	29,321	1,329,538
5.50 Maintenance Operations	-	-	-	6,131,143	262,584	51,760	6,445,487
5.52 Maintenance of Grounds	-	-	-	472,797	-	253	473,050
5.56 Utilities	-	-	-	76,391	-	608	76,999
Total Function 5	-	-	64,902	7,368,687	809,543	81,942	8,325,074
7 Transportation and Housing							
7.41 Transportation and Housing Administration	-	-	-	54,501	112,689	-	167,190
7.70 Student Transportation	-	-	-	964,531	-	-	964,531
7.73 Housing	-	-	-	-	-	-	-
Total Function 7	-	-	-	1,019,032	112,689	-	1,131,721
9 Debt Services							
9.92 Interest on Bank Loans	-	-	-	-	-	-	-
9.94 Interest on Temporary Borrowing	-	-	-	-	-	-	-
Total Function 9	-	-	-	-	-	-	-
Total Functions 1 - 9	67,367,202	8,590,327	10,655,729	12,897,376	4,743,476	5,678,401	109,632,511

School District No. 68 (Nanaimo-Ladysmith)

Schedule 2C (Unaudited)

Operating Expense by Function, Program and Object

Year Ended June 30, 2022

	Total Salaries	Employee Benefits	Total Salaries and Benefits	Services and Supplies	2022 Actual	2022 Budget (Note 13)	2021 Actual (Restated - Note 21)
	\$	\$	\$	\$	\$	\$	\$
I Instruction							
1.02 Regular Instruction	58,493,968	14,712,673	73,206,641	3,334,261	76,540,902	76,877,518	69,223,229
1.03 Career Programs	202,170	55,576	257,746	223,226	480,972	486,793	379,046
1.07 Library Services	2,368,756	605,579	2,974,335	83,261	3,057,596	3,084,600	2,919,454
1.08 Counselling	2,307,594	555,235	2,862,829	2,121	2,864,950	2,831,555	2,903,938
1.10 Special Education	17,752,254	4,433,472	22,185,726	352,713	22,538,439	23,804,780	22,014,593
1.30 English Language Learning	843,233	206,777	1,050,010	1,425	1,051,435	998,816	906,254
1.31 Indigenous Education	2,954,736	740,140	3,694,876	211,143	3,906,019	4,321,461	3,374,891
1.41 School Administration	10,014,668	2,263,363	12,278,031	125,493	12,403,524	12,646,919	11,894,721
1.60 Summer School	-	-	-	-	-	-	-
1.61 Continuing Education	-	-	-	-	-	-	-
1.62 International and Out of Province Students	935,072	193,245	1,128,317	976,971	2,105,288	2,466,447	827,984
1.64 Other	171,755	42,302	214,057	1,254	215,311	323,640	191,951
Total Function 1	96,044,206	23,808,362	119,852,568	5,311,868	125,164,436	127,842,529	114,636,061
4 District Administration							
4.11 Educational Administration	1,259,633	255,295	1,514,928	259,368	1,774,296	2,097,354	1,786,907
4.40 School District Governance	441,148	70,045	511,193	161,006	672,199	975,139	649,767
4.41 Business Administration	2,430,729	554,008	2,984,737	659,901	3,644,638	4,099,581	3,428,090
Total Function 4	4,131,510	879,348	5,010,858	1,080,275	6,091,133	7,172,074	5,864,764
5 Operations and Maintenance							
5.41 Operations and Maintenance Administration	1,329,538	279,064	1,608,602	537,741	2,146,343	2,277,145	1,974,252
5.50 Maintenance Operations	6,445,487	1,509,381	7,954,868	3,254,192	11,209,060	12,619,929	10,457,256
5.52 Maintenance of Grounds	473,050	108,379	581,429	305,362	886,791	1,023,082	954,560
5.56 Utilities	76,999	17,169	94,168	2,861,114	2,955,282	2,445,243	2,463,407
Total Function 5	8,325,074	1,913,993	10,239,067	6,958,409	17,197,476	18,365,399	15,849,475
7 Transportation and Housing							
7.41 Transportation and Housing Administration	167,190	38,688	205,878	24,875	230,753	196,736	237,723
7.70 Student Transportation	964,531	210,722	1,175,253	579,713	1,754,966	1,599,376	1,592,168
7.73 Housing	-	-	-	-	-	-	-
Total Function 7	1,131,721	249,410	1,381,131	604,588	1,985,719	1,796,112	1,829,891
9 Debt Services							
9.92 Interest on Bank Loans	-	-	-	-	-	-	-
9.94 Interest on Temporary Borrowing	-	-	-	-	-	-	-
Total Function 9	-	-	-	-	-	-	-
Total Functions 1 - 9	109,632,511	26,851,113	136,483,624	13,955,140	150,438,764	155,176,114	138,180,191

School District No. 68 (Nanaimo-Ladysmith)

Schedule 3 (Unaudited)

Schedule of Special Purpose Operations

Year Ended June 30, 2022

	2022 Budget (Note 13) \$	2022 Actual \$	2021 Actual (Restated - Note 21) \$
Revenues			
Provincial Grants			
Ministry of Education and Child Care	16,708,832	16,540,841	23,033,289
Other	218,750	160,913	84,054
Federal Grants			-
Other Revenue	3,322,244	2,664,636	1,650,758
Rentals and Leases			-
Investment Income	5,000	16,456	15,823
Income (Loss) from Investments in Government Business Enterprises			-
District Entered			-
Total Revenue	<u>20,254,826</u>	<u>19,382,846</u>	<u>24,783,924</u>
Expenses			
Instruction	18,856,242	17,450,183	23,472,449
District Administration	85,000	546,874	-
Operations and Maintenance	1,313,584	724,051	326,703
Transportation and Housing	-	216,740	-
Total Expense	<u>20,254,826</u>	<u>18,937,848</u>	<u>23,799,152</u>
Special Purpose Surplus (Deficit) for the year	<u>-</u>	<u>444,998</u>	<u>984,772</u>
Net Transfers (to) from other funds			
Tangible Capital Assets Purchased		(420,106)	(984,772)
Tangible Capital Assets - Work in Progress		(24,892)	
Total Net Transfers	<u>-</u>	<u>(444,998)</u>	<u>(984,772)</u>
Total Special Purpose Surplus (Deficit) for the year	<u>-</u>	<u>-</u>	<u>-</u>
Special Purpose Surplus (Deficit), beginning of year			
Special Purpose Surplus (Deficit), end of year		<u>-</u>	<u>-</u>

School District No. 68 (Nanaimo-Ladysmith)

Schedule 3A (Unaudited)

Changes in Special Purpose Funds and Expense by Object
Year Ended June 30, 2022

	Annual Facility Grant	Learning Improvement Fund	Aboriginal Education Technology	Special Education Equipment	School Generated Funds	Strong Start	Ready, Set, Learn	OLEP	CommunityLINK
	\$	\$	\$	\$	\$	\$	\$	\$	\$
Deferred Revenue, beginning of year	64,563	-	9,026	21,010	1,495,291	33,855	39,066	47,611	47,543
Add: Restricted Grants									
Provincial Grants - Ministry of Education and Child Care	543,922	487,126				256,000	63,700	255,636	2,361,778
Provincial Grants - Other					2,601,781				
Other					16,456				
Investment Income									
	543,922	487,126	-	-	2,618,237	256,000	63,700	255,636	2,361,778
Less: Allocated to Revenue	590,986	487,126	9,026	3,147	2,485,158	257,006	65,680	267,619	2,325,372
Deferred Revenue, end of year	17,499	-	-	17,863	1,628,370	31,849	37,086	35,628	83,949
Revenues									
Provincial Grants - Ministry of Education and Child Care	590,986	487,126	9,026	3,147		257,006	65,680	267,619	2,325,372
Provincial Grants - Other					2,468,702				
Other Revenue					16,456				
Investment Income									
	590,986	487,126	9,026	3,147	2,485,158	257,006	65,680	267,619	2,325,372
Expenses									
Salaries									
Teachers								122,476	377,611
Principals and Vice Principals									
Educational Assistants		366,941				185,387			1,290,878
Support Staff					8,875				
Other Professionals									73,296
Substitutes		17,104			3,482		11,388	9,788	68,647
	-	384,045	-	-	12,357	185,387	11,388	132,264	1,810,432
Employee Benefits		103,081			2,471	60,813	2,072	28,156	457,016
Services and Supplies	291,862		9,026	3,147	2,396,654	10,806	36,373	92,127	57,924
	291,862	487,126	9,026	3,147	2,411,482	257,006	49,833	252,547	2,325,372
Net Revenue (Expense) before Interfund Transfers	299,124	-	-	-	73,676	-	15,847	15,072	-
Interfund Transfers									
Tangible Capital Assets Purchased	(299,124)				(73,676)		(15,847)	(15,072)	
Tangible Capital Assets - Work in Progress	(299,124)	-	-	-	(73,676)	-	(15,847)	(15,072)	-
Net Revenue (Expense)	-	-	-	-	-	-	-	-	-

School District No. 68 (Nanaimo-Ladysmith)

Changes in Special Purpose Funds and Expense by Object
Year Ended June 30, 2022

Schedule 3A (Unaudited)

	Classroom Enhancement Fund - Overhead	Classroom Enhancement Fund - Staffing	Classroom Enhancement Fund - Remedies	First Nation Student Transportation	Mental Health in Schools	Changing Results for Young Children	Safe Return to School / Restart: Health & Safety Grant	Federal Safe Return to Class / Ventilation Fund	Seamless Day Kindergarten
	\$	\$	\$	\$	\$	\$	\$	\$	
Deferred Revenue, beginning of year	-	-	28,119	70,378	45,958	15,530	-	-	-
Add: Restricted Grants									
Provincial Grants - Ministry of Education and Child Care	1,402,180	9,846,959	332,276	226,768	120,482	11,250	338,553	274,631	50,000
Provincial Grants - Other									
Other									
Investment Income									
	1,402,180	9,846,959	332,276	226,768	120,482	11,250	338,553	274,631	50,000
Less: Allocated to Revenue	1,402,180	9,846,959	319,673	216,740	79,602	7,645	332,406	24,892	50,000
Deferred Revenue, end of year	-	-	40,722	80,406	86,838	19,135	6,147	249,739	-
Revenues									
Provincial Grants - Ministry of Education and Child Care	1,402,180	9,846,959	319,673	216,740	79,602	7,645	332,406	24,892	50,000
Provincial Grants - Other									
Other Revenue									
Investment Income									
	1,402,180	9,846,959	319,673	216,740	79,602	7,645	332,406	24,892	50,000
Expenses									
Salaries									
Teachers		7,863,554							
Principals and Vice-Principals	262,526								
Educational Assistants					60,609				39,416
Support Staff	404,998			165,726			79		
Other Professionals	103,746								
Substitutes	337,090		264,893	5,137	433	5,358			
	1,108,360	7,863,554	264,893	170,863	61,042	5,358	79	-	39,416
Employee Benefits	254,320	1,983,405	54,780	45,877	7,878	1,002	15		10,584
Services and Supplies	39,500				10,682	1,285	332,312		
	1,402,180	9,846,959	319,673	216,740	79,602	7,645	332,406	-	50,000
Net Revenue (Expense) before Interfund Transfers	-	-	-	-	-	-	-	24,892	-
Interfund Transfers									
Tangible Capital Assets Purchased								(24,892)	
Tangible Capital Assets - Work in Progress								(24,892)	
Net Revenue (Expense)	-	-	-	-	-	-	-	-	-

School District No. 68 (Nanaimo-Ladysmith)
 Changes in Special Purpose Funds and Expense by Object
 Year Ended June 30, 2022

Schedule 3A (Unaudited)

	Early Childhood Education Dual Credit Program	Rapid Response Team	Other Misc. Grants	TOTAL
	\$	\$	\$	\$
Deferred Revenue, beginning of year			727,401	2,645,351
Add: Restricted Grants				
Provincial Grants - Ministry of Education and Child Care	79,000	210,000		16,860,261
Provincial Grants - Other			35,000	35,000
Other			259,960	2,861,741
Investment Income				16,456
	79,000	210,000	294,960	19,773,458
Less: Allocated to Revenue	44,782	210,000	356,847	19,382,846
Deferred Revenue, end of year	34,218	-	665,514	3,035,963
Revenues				
Provincial Grants - Ministry of Education and Child Care	44,782	210,000		16,540,841
Provincial Grants - Other			160,913	160,913
Other Revenue			195,934	2,664,636
Investment Income				16,456
	44,782	210,000	356,847	19,382,846
Expenses				
Salaries				
Teachers	33,139			8,396,780
Principals and Vice Principals				262,526
Educational Assistants				1,943,231
Support Staff		3,074	404	583,156
Other Professionals		126,841		303,883
Substitutes			1,474	724,794
	33,139	129,915	1,878	12,214,370
Employee Benefits	11,643	29,885	164	3,053,162
Services and Supplies		50,200	338,418	3,670,316
	44,782	210,000	340,460	18,937,848
Net Revenue (Expense) before Interfund Transfers	-	-	16,387	444,998
Interfund Transfers				
Tangible Capital Assets Purchased			(16,387)	(420,106)
Tangible Capital Assets - Work in Progress				(24,892)
	-	-	(16,387)	(444,998)
Net Revenue (Expense)	-	-	-	-

School District No. 68 (Nanaimo-Ladysmith)

Schedule 4 (Unaudited)

Schedule of Capital Operations

Year Ended June 30, 2022

	2022	2022 Actual			2021
	Budget (Note 13)	Invested in Tangible Capital Assets	Local Capital	Fund Balance	Actual (Restated - Note 21)
	\$	\$	\$	\$	\$
Revenues					
Provincial Grants					
Ministry of Education and Child Care		129,434		129,434	1,895,490
Other				-	-
Municipal Grants Spent on Sites				-	-
Federal Grants				-	-
Other Revenue				-	188,995
Rentals and Leases				-	-
Investment Income	30,000		46,009	46,009	26,204
Gain (Loss) on Disposal of Tangible Capital Assets				-	-
Amortization of Deferred Capital Revenue	6,400,000	6,181,594		6,181,594	6,008,802
District Entered				-	-
Total Revenue	6,430,000	6,311,028	46,009	6,357,037	8,119,491
Expenses					
Operations and Maintenance		51,873	20,119	71,992	1,924,083
Transportation and Housing				-	-
Amortization of Tangible Capital Assets					
Operations and Maintenance	10,000,000	9,802,160		9,802,160	9,461,087
Total Expense	10,000,000	9,854,033	20,119	9,874,152	11,385,170
Capital Surplus (Deficit) for the year	(3,570,000)	(3,543,005)	25,890	(3,517,115)	(3,265,679)
Net Transfers (to) from other funds					
Tangible Capital Assets Purchased	5,187,500	1,768,607		1,768,607	1,950,627
Tangible Capital Assets - Work in Progress		24,892		24,892	-
Local Capital			5,299,500	5,299,500	3,002,500
Total Net Transfers	5,187,500	1,793,499	5,299,500	7,092,999	4,953,127
Other Adjustments to Fund Balances					
Tangible Capital Assets Purchased from Local Capital		1,557,853	(1,557,853)	-	
Tangible Capital Assets WIP Purchased from Local Capital		1,044,058	(1,044,058)	-	
CRC Demo Reclass		(77,561)	77,561	-	
Project Reclassification		(442,350)	442,350	-	
Total Other Adjustments to Fund Balances		2,082,000	(2,082,000)	-	
Total Capital Surplus (Deficit) for the year	1,617,500	332,494	3,243,390	3,575,884	1,687,448
Capital Surplus (Deficit), beginning of year		53,293,432	3,977,668	57,271,100	55,063,434
Prior Period Adjustments					
District Entered					520,218
Capital Surplus (Deficit), beginning of year, as restated		53,293,432	3,977,668	57,271,100	55,583,652
Capital Surplus (Deficit), end of year		53,625,926	7,221,058	60,846,984	57,271,100

School District No. 68 (Nanaimo-Ladysmith)

Schedule 4A (Unaudited)

Tangible Capital Assets
Year Ended June 30, 2022

	Sites	Buildings	Furniture and Equipment	Vehicles	Computer Software	Computer Hardware	Total
	\$	\$	\$	\$	\$	\$	\$
Cost, beginning of year	15,673,196	285,580,682	11,154,531	4,688,555	417,923	7,683,750	325,198,637
Prior Period Adjustments Clean BC Grant				257,216			257,216
Cost, beginning of year, as restated	15,673,196	285,580,682	11,154,531	4,945,771	417,923	7,683,750	325,455,853
Changes for the Year							
Increase:							
Purchases from:							
Deferred Capital Revenue - Bylaw		1,227,582	285,019	416,896	-	43,905	1,973,402
Deferred Capital Revenue - Other		-	12,000	208,210	-	-	220,210
Operating Fund		24,252	477,317	97,131	-	749,801	1,348,501
Special Purpose Funds		299,123	93,856	-	-	27,127	420,106
Local Capital		48,186	342,442	165,850	-	1,001,375	1,557,853
Transferred from Work in Progress		4,516,592	329,445	-	-	-	4,846,037
Decrease:							
Deemed Disposals		6,115,735	1,540,079	888,087	-	1,822,208	10,366,109
Deemed Disposals		-	188,013	657,525	18,634	1,615,583	2,479,755
Cost, end of year	15,673,196	291,696,417	12,506,597	5,176,333	399,289	7,890,375	333,342,207
Work in Progress, end of year		28,211,514	715,555				28,927,069
Cost and Work in Progress, end of year	15,673,196	319,907,931	13,222,152	5,176,333	399,289	7,890,375	362,269,276
Accumulated Amortization, beginning of year		147,628,120	3,583,013	2,412,686	190,310	4,585,894	158,400,023
Prior Period Adjustments							
Amortization Adj/Clean BC Grant		-	(62,396)	(42,291)	(72,532)	(496,832)	(674,051)
Accumulated Amortization, beginning of year, as restated		147,628,120	3,520,617	2,370,395	117,778	4,089,062	157,725,972
Changes for the Year							
Increase: Amortization for the Year		6,473,861	1,183,057	506,105	81,722	1,557,415	9,802,160
Decrease:							
Deemed Disposals			188,013	657,525	18,634	1,615,583	2,479,755
Deemed Disposals			188,013	657,525	18,634	1,615,583	2,479,755
Accumulated Amortization, end of year		154,101,981	4,515,661	2,218,975	180,866	4,030,894	165,048,377
Tangible Capital Assets - Net	15,673,196	165,805,950	8,706,491	2,957,358	218,423	3,859,481	197,220,899

School District No. 68 (Nanaimo-Ladysmith)

Schedule 4B (Unaudited)

Tangible Capital Assets - Work in Progress

Year Ended June 30, 2022

	Buildings	Furniture and Equipment	Computer Software	Computer Hardware	Total
	\$	\$	\$	\$	\$
Work in Progress, beginning of year	12,309,999				12,309,999
Prior Period Adjustments					
Reclassification	(598,795)	598,795			-
Work in Progress, beginning of year, as restated	11,711,204	598,795	-	-	12,309,999
Changes for the Year					
Increase:					
Deferred Capital Revenue - Bylaw	17,168,910	37,212			17,206,122
Deferred Capital Revenue - Other	3,180,070	7,965			3,188,035
Operating Fund	-	-			-
Special Purpose Funds	24,892	-			24,892
Local Capital	643,030	401,028			1,044,058
	21,016,902	446,205	-	-	21,463,107
Decrease:					
Transferred to Tangible Capital Assets	4,516,592	329,445			4,846,037
	4,516,592	329,445	-	-	4,846,037
Net Changes for the Year	16,500,310	116,760	-	-	16,617,070
Work in Progress, end of year	28,211,514	715,555	-	-	28,927,069

School District No. 68 (Nanaimo-Ladysmith)

Schedule 4C (Unaudited)

Deferred Capital Revenue
Year Ended June 30, 2022

	Bylaw Capital	Other Provincial	Other Capital	Total Capital
	\$	\$	\$	\$
Deferred Capital Revenue, beginning of year	108,248,026	6,405,578	1,182,703	115,836,307
Prior Period Adjustments				
Amortization Adj/Clean BC Grant	35,222	244,355		279,577
Deferred Capital Revenue, beginning of year, as restated	108,283,248	6,649,933	1,182,703	116,115,884
Changes for the Year				
Increase:				
Transferred from Deferred Revenue - Capital Additions	1,973,402	220,210		2,193,612
Transferred from Work in Progress	4,514,748			4,514,748
	6,488,150	220,210	-	6,708,360
Decrease:				
Amortization of Deferred Capital Revenue	5,727,555	272,417	181,622	6,181,594
	5,727,555	272,417	181,622	6,181,594
Net Changes for the Year	760,595	(52,207)	(181,622)	526,766
Deferred Capital Revenue, end of year	109,043,843	6,597,726	1,001,081	116,642,650
Work in Progress, beginning of year	8,932,132	1,062,837	-	9,994,969
Changes for the Year				
Increase				
Transferred from Deferred Revenue - Work in Progress	17,206,122	3,188,035		20,394,157
Capital Additions already in WIP	442,350			442,350
	17,648,472	3,188,035	-	20,836,507
Decrease				
Transferred to Deferred Capital Revenue	4,514,748			4,514,748
	4,514,748	-	-	4,514,748
Net Changes for the Year	13,133,724	3,188,035	-	16,321,759
Work in Progress, end of year	22,065,856	4,250,872	-	26,316,728
Total Deferred Capital Revenue, end of year	131,109,699	10,848,598	1,001,081	142,959,378

School District No. 68 (Nanaimo-Ladysmith)

Schedule 4D (Unaudited)

Changes in Unspent Deferred Capital Revenue

Year Ended June 30, 2022

	Bylaw Capital	MECC Restricted Capital	Other Provincial Capital	Land Capital	Other Capital	Total
	\$	\$	\$	\$	\$	\$
Balance, beginning of year	210,719	19,659	3,638,486	124,379	-	3,993,243
Changes for the Year						
Increase:						
Provincial Grants - Ministry of Education and Child Care	19,621,688		2,643,773			22,265,461
Provincial Grants - Other			4,819,404			4,819,404
Investment Income		185				185
	19,621,688	185	7,463,177	-	-	27,085,050
Decrease:						
Transferred to DCR - Capital Additions	1,973,402		220,210			2,193,612
Transferred to DCR - Work in Progress	17,206,122		3,188,035			20,394,157
Non-Capital Expenditures	129,434					129,434
Capital Additions already in WIP	442,350					442,350
	19,751,308	-	3,408,245	-	-	23,159,553
Net Changes for the Year	(129,620)	185	4,054,932	-	-	3,925,497
Balance, end of year	81,099	19,844	7,693,418	124,379	-	7,918,740

SCHOOL DISTRICT NO. 68 (NANAIMO-LADYSMITH)
Statement of Financial Information (SOFI)
Fiscal Year Ended June 30, 2022

Schedule of Debt

Information about long term debt is included in the School District's Audited Financial Statements.

Prepared as required by the *Financial Information Regulation*, Schedule 1, Section 4.

SCHOOL DISTRICT NO. 68 (NANAIMO-LADYSMITH)
Statement of Financial Information (SOFI)
Fiscal Year Ended June 30, 2022

Schedule of Guarantee and Indemnity Agreements

School District No.68 (Nanaimo-Ladysmith) has not given any guarantees or indemnities under the Guarantees and Indemnities Regulation.

Prepared as required by the *Financial Information Regulation*, Schedule 1, Section 5

SCHOOL DISTRICT NO. 68 (NANAIMO-LADYSMITH)
Statement of Financial Information (SOFI)
Fiscal Year Ended June 30, 2022

Schedule of Remuneration and Expenses

POSITION AT JUNE 30, 2022	TOTAL REMUNERATION	TOTAL EXPENSES
TRUSTEES:		
BAILEY, NAOMI	\$ 10,060	\$ 1,404
BARRON, LISA M	5,804	-
BRZOVIC, TANIA ANE	20,328	2,645
HIGGINSON, STEPHANIE K.	20,328	132
KELLER, GREGORY B	23,214	355
MCKAY, CHARLENE L	25,262	1,650
O'NEILL, CHANTEL M	23,214	231
ROBINSON, JAMES (BILL) W	23,214	1,709
STANLEY, JESSICA L	23,214	1,492
WILKINSON, ELAINE M	23,214	1,555
TOTAL ELECTED OFFICIALS	\$ 197,853	\$ 11,173

EMPLOYEES WHOSE REMUNERATION EXCEEDS \$ 75,000

POSITION AT JUNE 30, 2022	TOTAL REMUNERATION	TOTAL EXPENSES
ABBOTT, ZACHARY K	82,326	-
ADDISON, JENNIFER	95,902	-
ADELBORG GOLDSBURY, TANYA A	87,269	-
AITKEN, ALYSON L	89,471	-
AITKEN, AMANDA	94,966	-
AITKEN, CLAY D	98,319	1,687
AITKEN, STACY D	116,765	96
ALEXANDRA, PHOENIX	86,205	-
AL-HAJJ, TERESA	98,128	41
ALLAIR, JOANNE E	89,394	-
AMODEO, KELLY-ANNE	82,585	-
ANDERSON, KERRY	98,159	370
ANDERSON, LISE C	97,852	-
ANDREWS, RAYMOND K	97,418	-
ANTIFAVE, LORI D	96,199	-
APLAND, SHANNON	137,132	96
APPELT, LIANA C	130,284	331
ARMOUR, TRISHA D	120,800	-
ARMSTRONG, CINDY L	96,868	1,619
ARMSTRONG, JULIA K	95,216	-
ARMSTRONG, SARAH	81,208	-
ASHBEE, ERIN E.	88,465	-
ASHWORTH CLARKE, DANIELLE L	116,765	1,796
AUSMUS, LISA M	76,457	-
BAE, HAN GIL	79,525	15
BAETZ, LAUREN A	83,506	-
BAIRD, MICHAEL	98,090	-
BAKER, ANTHONY J	95,852	-
BAKER, EMILY	78,898	502

SCHOOL DISTRICT NO. 68 (NANAIMO-LADYSMITH)
Statement of Financial Information (SOFI)
Fiscal Year Ended June 30, 2022

Schedule of Remuneration and Expenses

<u>POSITION AT JUNE 30, 2022</u>	<u>TOTAL REMUNERATION</u>	<u>TOTAL EXPENSES</u>
BAKER, LESLIE	95,537	-
BAKEWELL, KELSEY	98,730	861
BALCOMBE, DON	169,893	6,404
BALCOMBE, ELISABETH	88,798	-
BALDWIN, ELIZABETH J	97,771	-
BALDWIN, LINDA E	97,240	16
BALL, MICHAEL J	98,060	-
BAMFORD, DONALD S	89,228	-
BARKHOUSE, PHILLIP E	86,990	784
BARNUM, KELLY	101,783	709
BARTLETT, RICKI	142,433	2,855
BARTON, KIMBERLEY P	95,527	-
BATTIE, TANNIS M	89,014	-
BEATON, WENDY	93,442	1,662
BEAUDRY, JUSTINE	75,635	-
BECK, KENDRA	88,998	-
BEEDIE, MOYA	95,117	-
BEERLING, ASHLEY	89,232	22
BEESTON, DEREK A	139,564	117
BEGIN, STEFANE	89,445	-
BEGOUM-KAKE, ARLETTE	136,874	42
BENEDICT, DIANNE M	89,321	-
BENNETT, JOEL E	89,349	-
BERG, RUSSELL	89,411	-
BERGMAN, KATHY	137,132	-
BERKEY, ANDREA	98,128	-
BERLANDA, MARY	95,480	-
BERNIER, CHANTAL	98,060	-
BETTS, KRISTA	78,707	-
BEUERLEIN, KALVIN L	89,319	-
BHATTI, SATBINDER	98,128	-
BIBBS, LORI	93,834	-
BIGGS, MICHAEL SHAWN	89,430	-
BIRCH, CHRIS	95,882	-
BIRCHETT, CHRISSY	93,321	-
BLACK, JAMES W L	95,884	-
BLOW, AIMEE E	103,205	2,118
BOHM, CHRISTINE	135,915	129
BOOTH, CARENE L	85,871	-
BOTTER, BARBARA JUDITH	89,412	-
BOUDREAU, MARCY	98,053	-
BOUDREAU, ROBERT	76,574	-
BOULTON, ROSE M	88,798	-
BOURKE, PAUL L	98,090	-
BOYD, ELIZA JANE G	95,881	-
BOYD, HEATHER LOUISE	97,515	-
BOYKO, ROXANNE	89,162	-
BRADBURY, ROBERT F	95,803	-
BRADLEY, MARISSA R	95,922	-
BRAND, KEVIN A	125,565	-

SCHOOL DISTRICT NO. 68 (NANAIMO-LADYSMITH)
Statement of Financial Information (SOFI)
Fiscal Year Ended June 30, 2022

Schedule of Remuneration and Expenses

POSITION AT JUNE 30, 2022	TOTAL REMUNERATION	TOTAL EXPENSES
BRAWNER, BRAD	89,321	-
BRAYDEN, ANN-MARIE L.	98,060	-
BREBBER, DARLENE M	78,512	-
BRETT, LISA ANN	89,365	-
BRICK, DARREN	137,132	210
BRINK, SIMON J	77,710	-
BROADHURST, CAROLYN	88,246	-
BROOKER, KATHLEEN	98,128	-
BROOKS, JESSICA	97,765	-
BROOKS, ROBERT	108,453	120
BROWN, DANIEL JEROME	78,943	-
BROWN, LYNN ALISON	104,669	1,894
BROWN, MEAGAN A.	88,838	-
BROWN, MELISSA M	98,125	-
BROWN, STACEY ELISABETH	75,453	-
BRUCE, AARON A	79,471	-
BUCK, JEFFREY L.	89,349	-
BUECKERT, RUSSELL M	98,159	-
BURGOS, DALE	132,119	2,142
BURNHAM, NANCY J	89,321	-
BURTON, CARMELINA M	84,067	-
BUSBY, GENEVIEVE	102,996	1,533
BUSBY, SHANNON R	95,480	-
BUSCHE, MICHAEL L	89,383	11
BUSH, SAM	89,445	-
CABRAL, NICOLE L	85,279	374
CAIRNS, TANYA	98,366	-
CALDER, TANNIS	103,018	925
CAMPBELL, CHERYL L	89,043	-
CAMPBELL, HAYLEIGH M A	76,480	-
CAMPBELL, KAREN KRISTEN	78,618	-
CAMPBELL, ROBYN	76,585	-
CAMPOSANO, AUDREY MEGHAN	88,999	-
CANTY, JOLAINE E	82,263	-
CARLSON, LORRAINE	89,259	-
CARMICHAEL, MELANIE J.	86,768	18
CARVER, MEGHAN	83,353	-
CATES, LARISSA LEE	77,287	-
CATHCART, WESLEY W	84,361	-
CAVERS, PATTI-GAYLE	89,349	-
CHAHIL, SHARON	89,383	-
CHANTRELL, GARY	97,631	-
CHAPMAN, HEATHER	98,107	-
CHARLES, DIANE C	137,132	-
CHATTON, MARISOL	137,132	-
CHELSOM, NATALIE C	96,482	-
CHEW, LISA	98,128	-
CHICKITE, SARAH	78,946	-
CHRISTENSEN, JANE E	97,570	-
CHRISTIANSON, SCOTT D	126,734	449

SCHOOL DISTRICT NO. 68 (NANAIMO-LADYSMITH)
Statement of Financial Information (SOFI)
Fiscal Year Ended June 30, 2022

Schedule of Remuneration and Expenses

<u>POSITION AT JUNE 30, 2022</u>	<u>TOTAL REMUNERATION</u>	<u>TOTAL EXPENSES</u>
CIZERON, ERIC	93,759	-
CLACKSON, ASHLEY G	103,100	1,697
CLARK, KELLY A	98,196	63
CLOUTHIER, COLLEEN	89,411	-
CLOUTHIER, WAYNE D	98,030	-
COEY, SHAUNA MARIE	127,623	308
COLLINS, KIMBERLEE	98,128	-
COLLINS, TONIA A	136,606	-
COMPANION, JEANNINE	95,786	151
COOPER, DAVID	137,132	-
COOPER, LAURA	126,734	24
CORCORAN, SEAN	84,290	-
CORNTHWAITE, JOANNA	101,061	91
COSENS, JENNIFER L	95,871	-
COWAN, MICHELLE L	89,205	-
COX, DANN	77,282	-
COX, JAMES	95,852	-
CRAVEN, SARA K	98,030	-
CRAWFORD, JODI	98,068	-
CREIGHTON, CHRISTINE	89,042	-
CRNKOVIC, FRANJO M	92,691	1,863
CRNKOVIC, MICHELLE N	97,431	-
CROGHAN, LESLEY E	87,518	-
CRONAN, DEBBIE	89,014	-
CRONAN, LANNY	98,060	-
CRONIN, CAROL	98,159	-
CUNNIAN, JOHN D	137,132	-
CUNNIAN, LISA	89,167	-
CURRIE, ERIN M	76,759	-
CYR, JENNIFER	98,128	-
DALY, LACEY D	95,919	2,586
DALY, STEVEN	96,432	-
DANCE, MICHELE RENE	105,270	1,474
DANCY, ALITA	76,755	334
DANEULT, MARC	120,290	96
DANG, MICHAEL K	88,023	355
DARBYSHIRE, DEAN R	76,615	-
DARBYSHIRE, KIMBERLEY M	103,105	2,029
DAVIDSON, ANDREA ALLANA EVA	144,479	120
DAVIDSON, JACQUELINE	95,612	-
DAVIDSON, SARAH D	95,973	-
DAVIE, KIMBERLY DIANA	95,552	-
DAVIE, TIM	203,986	3,496
DAVIES, ROSLYN D	82,576	-
DAVIS, GERALYN D	98,036	-
DAVIS, SUSAN	86,724	-
DAVIS, THOMAS A	98,128	-
DAWES, DANIEL	95,786	-
DAWSON, KIMBERLEY	98,477	-
DE GROOT, WENDY	98,060	59

SCHOOL DISTRICT NO. 68 (NANAIMO-LADYSMITH)
Statement of Financial Information (SOFI)
Fiscal Year Ended June 30, 2022

Schedule of Remuneration and Expenses

<u>POSITION AT JUNE 30, 2022</u>	<u>TOTAL REMUNERATION</u>	<u>TOTAL EXPENSES</u>
DE VERTEUIL, BRIANNE M	89,477 -	
DEAN, LAWRENCE(LARRY)	137,132	105
DENDES, EVANGELOS	98,091 -	
DENNISON, CRYSTAL	75,319	37
DENSMORE, OLIVIA S	101,471	635
DER, RUSSELL	98,091	14
DEROSA, SUSAN	105,243	122
DEWARLE, JESSICA L	98,128 -	
DHILLON, ROBBIE	137,132	96
DICK, CRAIG A	89,077 -	
DICKIE, CATHERINE	89,017 -	
DICKIE, DARREN L	135,915	96
DIRKSEN, WILLIAM C.	105,270	2,996
DIXON, KATIA ANN	85,883 -	
DLAY, HARPREET	95,947 -	
DODD, SUZANNE	98,690 -	
DOLAN, KELLI	152,272	726
DOLEN, MOIRA P	97,858	429
DOMINO, LESLEY	88,708	81
DONALD, JOHN M	89,445 -	
DOUCETTE, KIRSTEN	89,384	34
DRESSEL, ROBYN	98,617 -	
DROWN, IAN	89,519 -	
DUBE, AMY M	80,234 -	
DUCKLOW, JOSEPH	89,522 -	
DUNLOP, NANETTE	89,024 -	
DURMULLER-LIM, JULIE	86,048 -	
DUSTING, ZOE M	78,493 -	
DUTTON, DAVID W	98,948 -	
DYCE, ANGELA	87,776 -	
DYCK, LAURIE D	88,799 -	
EAST, KATHLEENA	77,464 -	
EASTHOM, NOELLE D	81,380 -	
EDGAR, KATHLEEN E	79,858 -	
EDWARDS, HELEN	88,951 -	
EDWARDS, KRISTY-LEIGH KATHERIN	82,341 -	
EGGLESTONE, GARY	98,064 -	
ELWOOD, STEPHEN	84,045 -	
ELZINGA, NADIA	89,139 -	
ENDRIZZI, KRISTA	88,952 -	
ENTNER, COLIN A	87,269 -	
EPP, STEPHEN M	123,209	268
EVANS, TANYA C	97,853 -	
EYRES, MICHAEL	97,546 -	
FALL, HELEN MARGARET	89,411 -	
FAVELLE, L. ANNETTE	97,778	1,623
FERDINANDI, DESIREE	80,258 -	
FIELDEN, STEVEN D	82,414	970
FINETTI, JENA E	88,832 -	
FISCHER, HEIDI	98,695	4,815

SCHOOL DISTRICT NO. 68 (NANAIMO-LADYSMITH)
Statement of Financial Information (SOFI)
Fiscal Year Ended June 30, 2022

Schedule of Remuneration and Expenses

POSITION AT JUNE 30, 2022	TOTAL REMUNERATION	TOTAL EXPENSES
FLOOD, CHELSEY	87,622	-
FRANCESCUTTI, SOPHIA V	78,547	-
FRASER, ELAINE JOY	97,753	-
FREY, LISA D	137,132	193
FRIEND, ZACKARY J	84,536	-
FRIER, DARLENE	98,128	1,025
FUJIKAWA, LISA	89,105	-
FULTON, JODI	81,856	-
FUNK, CAROL M	92,897	24
FUNKE ROBINSON, KIRSTIN A	126,247	4,645
FURLAN, VANESSA ESTATE OF	77,351	-
GALLOWAY, ANDREA G	87,519	-
GANNON, DONNA	89,383	-
GANNON, LAUNA D	85,303	36
GAUTHIER, CARLY J	77,144	-
GISKE, GRAHAM	98,226	154
GIVOTKOFF, TERRANCE	84,248	1,955
GOLBECK, NATALIE	76,045	15
GONZALEZ, BLANCA	98,128	-
GOWAN-SMITH, ROBERT S	94,358	2,860
GRAATEN, LARA	88,702	-
GRAF, EDWARD W	87,210	-
GRAHAM, PAM D	82,702	19
GRAY, MICHAEL D	97,980	-
GREEN, JOELLE L	89,383	-
GREEN, JUSTIN R	97,515	-
GREENWAY, RUSSELL	89,348	-
GREY, DAVID	78,528	-
GRIGOLETTO, NEIL	89,383	-
GUEULETTE, SUSAN K	98,060	-
GURR, KATHY LYNN	88,291	-
GUSTAFSON, KATE L	101,841	-
GVOJICH, SHELLEY L	115,629	2,101
HAACK, CINDY LEAH	128,890	174
HACKWOOD, BRIAN	116,590	737
HADDOU, MARJORIE	87,774	-
HAGEN, TARA-LYN	78,368	-
HALL, KATHLEEN	97,176	-
HAMBLEY, MAUREEN	198,421	3,131
HANCOCK, BRETT M	142,992	1,215
HANSON, BRENNAN J	95,087	-
HARMS, JENNIFER	89,383	14
HART, KIM	127,716	460
HART, RICHARD NEIL	98,158	864
HARTIG, DIANNA M	95,880	281
HARVEY, TANYA	96,943	-
HASENAUER, JEFF	126,734	105
HASTINGS, DEBORAH L	78,512	-
HEALEY, HALEY	98,638	-
HEBERT, DEBBIE L	92,537	-

SCHOOL DISTRICT NO. 68 (NANAIMO-LADYSMITH)
Statement of Financial Information (SOFI)
Fiscal Year Ended June 30, 2022

Schedule of Remuneration and Expenses

POSITION AT JUNE 30, 2022	TOTAL REMUNERATION	TOTAL EXPENSES
HENDERSON, VICKI	92,619	36
HENIGMAN, TONJA	89,160 -	
HEPPLES, JANE L	89,411 -	
HICKS, TARA L	77,934 -	
HILL, COURTNEY L	92,863	195
HILLAND, APRIL	78,900 -	
HILLBRECHT, DEBORAH	98,160	24
HOCKER, CHARLES R	96,587 -	
HOLDOM, DAWN	80,208 -	
HOLLMAN, CHRISTINA	86,262	22
HOLMBERG, STEVEN J	98,159	13
HOLME, JENNIFER	89,473	12
HOLMES, MARYLEE	89,445 -	
HOOPER, KEVIN L	97,853 -	
HOOPER, TERESA	98,158 -	
HOYBERG, TERRA	97,515	16
HORNCastle, CRAIG R	78,546 -	
HOVEY, SANDRA LEE	89,411 -	
HUGGINS, BREIGH A	95,620	1,684
HUNEALT, RODNEY	97,670 -	
HUTCHINS, ROBERT R	140,507	14,531 *
HUYNH, CHANTELE	95,882	15
INGALLS, MICHAEL	119,986	96
INGLIS, KELLY	102,372 -	
INSCHO, JEREMY	103,604	58
IRVING, MICHAEL	98,159 -	
IRVING, RUTH	98,544 -	
ISAACHSEN, GENEVIEVE	88,184 -	
ISABEL, CINDY	95,852 -	
JACK, TAMMY HELEN	88,525 -	
JACKSON, CRAIG	95,880 -	
JACOBS, LAURA	84,221 -	
JAMES, CLARE	82,197 -	
JAMES, MICHELLE R	101,715 -	
JAMIESON, NICOLE	89,562 -	
JAMONT, STERLING	98,215	158
JANZEN, NICK	79,422	24
JELKS, DIONTE	137,132 -	
JENSEN, DIANE	89,487 -	
JOBE, CHAD W	94,322	69
JOHNSON, CHARLENE	89,450 -	
JOHNSON, DARCY E C	97,597 -	
JOHNSON, GLENN ALLEN	92,955	1,703
JOHNSON, KYLA	78,402 -	
JOHNSON, LEAH M	98,128 -	
JOHNSON, LORNE CHRISTOPHE	82,025 -	
JOHNSON, WILLIAM ROBERT	89,319 -	
JOHNSTON, CAITLIN P	77,624 -	
JONES, JENNIFER L	89,473 -	
JONES, KEITH	98,226	1,318

SCHOOL DISTRICT NO. 68 (NANAIMO-LADYSMITH)
Statement of Financial Information (SOFI)
Fiscal Year Ended June 30, 2022

Schedule of Remuneration and Expenses

<u>POSITION AT JUNE 30, 2022</u>	<u>TOTAL REMUNERATION</u>	<u>TOTAL EXPENSES</u>
JONES, SHANNON M	95,919 -	
JORDAN, JUDY	89,256 -	
KAMSTEEG, MARK	89,471 -	
KANACHOWSKI, TAMARA	95,852 -	
KANHOFFEN, KITTY	76,296 -	
KEEN, NOREEN	98,499 -	
KEENLEYSIDE, DEBORAH	89,383 -	
KEITH, SHAUNA JOY	97,852 -	
KELLY, JANE M.	99,570	2,079
KELLY, QUINCY	101,314	854
KEMP, KARI	75,871 -	
KENNEDY, MICHELLE JEANETTE	98,126 -	
KENNING, LOUISE ELAINE	97,588 -	
KIATIPIS, AMANDA	98,264 -	
KINGSBURY, PAUL H	77,603	336
KLOPPENBURG, JEAN M	98,089 -	
KNEZEVICH, KAITLYN	82,725 -	
KNIGHT, DALLAS R	93,296 -	
KNOX, HOLLY H	91,160	222
KOHLRUSS, BRENDA	96,815 -	
KONST, DAVID	95,820	35
KONYNENBELT, TWILA	89,294 -	
KOTAI, DAVID	92,290	9
KRAEKER, THERESA	126,734	251
KRAFT, MICHELE	89,105	158
KRAUSE, LINDA	89,016 -	
KRISTIANSEN, MELISSA K	97,155 -	
KROEGER-ANDERSON, AMANDA	96,068 -	
KUKTA, JULIA A	83,047 -	
KULLMAN, MELISSA AR	95,570	10
KUZMINSKI, MATTHEW	90,513 -	
LA BOUNTY, CURTIS E	89,412 -	
LA BOUNTY, M. SOFIA	86,196 -	
LAFLEUR, DENISE G	86,473	60
LAFORREST, ADAM STUART	89,445	19
LAFORREST, ELIZABETH EUDORA	80,514 -	
LAJ, ANDREA N	96,971 -	
LAMBERT, DEBORAH	89,383 -	
LARSEN, DONNA M	89,349	105
LARSEN, KARL R	89,445 -	
LARSSON, JODI	89,550 -	
LATOUR, SUSAN	89,349 -	
LAVERY, ALANA LYNN	116,765	96
LAVERY, SCOTT	97,478 -	
LAVOIE, ISABELLE	102,493	672
LAZAROFF, WESLEY	98,007 -	
LEBANS, TANYA	97,785	70
LECHTHALER, TAUNYA	98,128 -	
LEDINGHAM, GRACE	88,770 -	
LEHTOVAARA, JENNIFER L	87,100 -	

SCHOOL DISTRICT NO. 68 (NANAIMO-LADYSMITH)
Statement of Financial Information (SOFI)
Fiscal Year Ended June 30, 2022

Schedule of Remuneration and Expenses

<u>POSITION AT JUNE 30, 2022</u>	<u>TOTAL REMUNERATION</u>	<u>TOTAL EXPENSES</u>
LEMOINE, JANELLE	79,574	15
LEMON, ANDREW C	78,575 -	
LENNOX, BRIAN	98,060	1,148
LENZ, DEBORAH LYNNE	88,430 -	
LEONG, KIMBERLEY	98,073 -	
LETHAM, MARINA L	95,645 -	
LETOURNEAU, CRAIG	98,128	825
LETOURNEAU, KRISTINE	98,181	120
LETWIN, KIM E	95,546 -	
LEVESQUE, KEVIN C	89,028 -	
LEVINE, CHERYL A	88,089	35
LIMBERIS, ANGELA	80,843 -	
LINN, CRYSTAL R	83,154 -	
LOOS, KATHERINE	97,982 -	
LOSELL, JENNIFER	95,335 -	
LOUGHLIN, SHANNON	101,786	10
LOUWERS, ROBERT	98,060 -	
LOVSTAD, LAUREL R	89,256 -	
LOWE, KYLIE RIANNE	112,740	3,996
LOWRY, ADAM J	84,256	325
LUM, KIRKLAN	98,196 -	
LUNDINE, MICHAEL P	137,132	96
LUPICHUK, JENNIFER	88,770 -	
LUVISOTTO, CARMELLA	89,383 -	
LYNCH, JAMES	76,608	2,656
LYONS, HEATHER	98,196 -	
MACDONALD, CAROL	88,465 -	
MACK, CHRISTOPHER	96,933 -	
MACK, DAVID JOHN	100,833 -	
MACK, TANYA	98,013 -	
MAGYAR, EMILY PAIGE	86,538	388
MAHMOUD, MOYASSER	75,815 -	
MALENICA, ZVONKO	88,492 -	
MALTHOUSE, ALICE MARY	80,801 -	
MANN, KRISTINA L.	83,587	978
MARK, CAREY	98,159 -	
MARK, JUSTIN	140,458	34
MARQUIS, CAITLIN	76,664 -	
MARSHALL, GRANT T	78,648 -	
MARSHALL, HEATHER	95,786 -	
MARSHALL, LISA	93,663 -	
MARSHALL, SARAH	94,293	896
MARTIN, TERESA M	83,206	257
MARTINEAU, VALERIE	89,345 -	
MARUSIC, STACY	126,735	24
MASSEY, LOUISE C	105,596	55
MATHIESON, LAURIE C	89,366 -	
MATTE, DAVID	89,134 -	
MATTHEWS, KAREN L	101,494	4,356
MCADAMS, JENNIFER	89,443 -	

SCHOOL DISTRICT NO. 68 (NANAIMO-LADYSMITH)
Statement of Financial Information (SOFI)
Fiscal Year Ended June 30, 2022

Schedule of Remuneration and Expenses

<u>POSITION AT JUNE 30, 2022</u>	<u>TOTAL REMUNERATION</u>	<u>TOTAL EXPENSES</u>
MCBRIDE, KERRY	97,958	-
MCCARNEY, MIKE	79,526	-
MCCAWE, MARY ELIZABETH	80,078	-
MCCLINTON, ADAM	89,263	-
MCDONALD, KRISTEN M	78,366	-
MCDONALD, LINDA	98,060	-
MCDUGAL, KELLI T	76,980	-
MCGEACHY, GORDON	89,518	-
MCGONIGLE, DIANE	137,132	785
MCINTYRE, TREVOR C	97,932	2,377
MCKIBBON, MARYAH	99,499	50
MCLEAN, RAMONA LINDA	78,994	3,488
MCMULLEN-NOSEWORTHY, CHRISTIE	78,186	-
MCRAE, NICOLE	100,096	878
MCRAE, SHANNON	76,804	-
MCWHINNIE, HEIDI	100,302	481
MCWHINNIE, WILLIAM F	101,348	195
MEIER, KATHERINE E	89,411	-
MEMBERY, RONALD	89,321	-
MERCHANT, ZEYAD	128,235	1,244
METHERAL, PATRICIA D	98,227	-
MIDDLETON, RUSS A	98,732	-
MIDGLEY, MELANIE D	97,785	-
MIKULIN, JEFF	81,675	546
MILLHOFF, COURTNEY L	88,915	810
MILLIGAN, ANGELA	76,692	-
MIRAU, TERI M	88,491	-
MISCAVISH, THEA A	89,413	-
MITCHELL, GITANJALI	99,592	-
MITCHELL, PAUL K	89,473	-
MOSLIN, NORA	97,469	17
MOTLEY, SCOTT	83,892	-
MOULD, JANELLE	99,191	-
MOUNTAIN, PATRICIA S	84,193	-
MOWAT, TRACY	96,502	1,397
MOYNIHAN, MICHAEL T	98,159	-
MUIR, VALERIE	90,743	-
MULROONEY, EDWARD	78,485	-
MURDOCH, KERRY	89,473	-
MURRAY, CHANDLER	78,523	60
MURRAY, TRACEY	87,446	-
MYHRER, GUNNAR V	98,090	1,118
NEEDHAM, KIM	120,290	123
NELSON, DAVID	98,001	457
NELSON, JANET	91,224	17
NELSON, MELITTA C	93,769	-
NEUMANN, GARRICK	89,445	-
NEWMAN, STACEY L	77,673	-
NICKS, DALE	98,078	-
NIELSEN, JANELLE	95,336	-

SCHOOL DISTRICT NO. 68 (NANAIMO-LADYSMITH)
Statement of Financial Information (SOFI)
Fiscal Year Ended June 30, 2022

Schedule of Remuneration and Expenses

<u>POSITION AT JUNE 30, 2022</u>	<u>TOTAL REMUNERATION</u>	<u>TOTAL EXPENSES</u>
NIELSEN, WENDY	95,815	-
NIXON, PAUL	94,591	-
NOBLE, ANNETTE	135,555	-
NOBLE, JOHN	87,651	-
NOLD, RYAN V	89,383	-
NOLD, VICTORIA	89,230	-
NOON, MONICA K E	97,155	-
NORCUTT, MELANIE	95,882	-
NORGAN, TRINA	102,876	2,673
NOVOTNY, GABRIELA	82,368	-
O'CONNELL, DANIEL R	87,063	-
O'HARA, CLINTON D	98,228	-
OLDHAM, CATHERINE G	99,961	-
OLIVIER, PHILIPPA M	95,868	-
OLSEN-LEAF, HOLLY	89,077	-
ORTON, ELISA	98,648	-
ORTON, RYAN	98,159	308
OSSA, MARCELO	88,938	-
O'TOOLE, SYDNEY	88,221	-
OTTENBREIT, JENNIFER	78,401	-
PAISLEY, MARISA	97,478	-
PAKOSZ, MARTIN	98,128	-
PAKULAK, SHANNON M	89,411	-
PALMER, KAELAN L	77,006	-
PARADIS, CAMILLE S	88,380	-
PARK, CAMERON	88,615	-
PARKER, DAN	90,584	-
PARMAR, NICOLE	82,340	-
PASCOE, JAMES W	126,734	347
PATERSON, GREG	102,771	2,404
PATERSON, OWEN	90,737	-
PATRICK, COLIN MICHAEL	81,938	-
PAUGH, CHRISTOPHER	117,069	96
PAVAN, CARLO D	97,727	-
PAYNE, KELLY	119,986	-
PAZIUK, LEAH	88,798	-
PEACE, TANYA M	93,800	-
PEDERSEN, TINA	89,964	-
PEFFERS, RORY B	98,377	-
PEPLER, KIMBERLY M	98,058	-
PERKINS, DONALD GEORGE	98,060	-
PERRIER-EVELY, CHRISTOPHER	91,680	-
PETTIT, G. KATHLEEN	98,060	-
PHELAN, NICOLE T	98,371	-
PHILLIPS, WENDY	87,801	22
PINDER, PAMELA MARLENE	89,391	-
PISTOR, KEVIN T	98,030	-
PITRE, ROXANE	76,572	-
PLACE, SUSAN	98,196	-
POULIN, COURTNEY J	78,279	-

SCHOOL DISTRICT NO. 68 (NANAIMO-LADYSMITH)
Statement of Financial Information (SOFI)
Fiscal Year Ended June 30, 2022

Schedule of Remuneration and Expenses

POSITION AT JUNE 30, 2022	TOTAL REMUNERATION	TOTAL EXPENSES
POULIN, FABIAN	98,091	-
POULIN, JACQUELINE	151,096	9,423
POYNER, OLGA	102,145	-
PREFONTAINE, LOUISE	89,411	-
PRESTON, TRAVIS	89,411	-
PRICE, KELSEY A	86,772	82
PRLIC, ADRIANA Z	78,711	-
PROCTOR, NATASCHA	98,090	-
PUSKA, PAMELA	94,723	-
PYE, DURWIN	89,382	-
PYNE, JOANNE	84,716	97
QUEZADA, SHERILENE MARIE	98,128	-
QUIGG, NICOLE RENEE	89,384	-
QUISTBERG, ALEXIS L	100,830	195
RADIGAN, MARGARET	89,348	-
RADU, TIA A	95,947	-
RADUTA, MIRELA	98,159	-
RANGER, SCOTT N	77,912	-
RATZLAFF, LORNE	95,882	26
RENNEBERG, CHRISTINA M	97,612	-
REYNOLDS, JANE E	144,132	428
REYNOLDS, TAMMY	78,546	-
RICHARDSON, ASHLEY L	98,228	-
RICHARDSON, LOA E	98,160	42
RILEY, DARCEY	89,077	-
RINALD, DONALD MILES	84,093	-
ROBBINS, KAYLEE A	88,553	-
ROBERTS, LAURA MARGARET	144,132	154
ROBERTSON, ALODIE T	95,925	-
ROBERTSON, D. MARK	100,136	-
ROBERTSON, SCOTT	97,424	136
ROBERTSON, WENDY	91,955	158
ROBINSON, JENNIFER M	120,701	222
ROBINSON, LISA	140,826	429
RODGERS, DARYL	97,729	72
RODGERS, LISA JOY	89,472	-
ROGUSKI, ANGELA M	76,153	33
ROKEBY, LISA	89,445	-
ROLLS, MATTHEW	95,882	-
ROSENAU, J MARK	95,852	-
ROSENAU, TAMARA LEA	89,230	-
ROY, CHANTELE A	98,159	-
ROYLE, KYLA	82,526	-
RUNDEL, DEBORAH ANNE	75,297	-
RUSSELL, KATHLEEN MAE	136,786	143
RUSSELL, TRACEY J	89,384	-
RUTHERFORD, KYLIE	95,947	-
RYAN, ALANA L	77,891	-
RYAN, CAITLIN B	99,223	94
RYNNANEN, BETH P	89,412	-

SCHOOL DISTRICT NO. 68 (NANAIMO-LADYSMITH)
Statement of Financial Information (SOFI)
Fiscal Year Ended June 30, 2022

Schedule of Remuneration and Expenses

POSITION AT JUNE 30, 2022	TOTAL REMUNERATION	TOTAL EXPENSES
SABO, PETER	161,164	5,610
SANFORD, LEANNE IRENE	98,158 -	
SAREEN, SHAILLY	84,512 -	
SAVAGE, TRACY	89,383 -	
SAYWELL, SCOTT BRADLEY	245,224	8,686
SCHAFFER, JONATHAN L	78,546 -	
SCHLITZ, RAYMOND T	87,714 -	
SCHLITZ, SUSAN	87,268 -	
SCHMIDT, JENNIFER L	95,583 -	
SCHOLEFIELD, ERIN A	75,183 -	
SCHULTZ, JEFFREY	98,159 -	
SCOTT, JANICE LYNN	88,770 -	
SERENIUS, LENA K	88,979 -	
SERTIC, ANDJELKO	98,128 -	
SERTIC, TANIA V	95,919 -	
SHAHI, JASKARN	89,473 -	
SHAHI, SANDRA	98,227 -	
SHAHI, SHAWN	127,771	209
SHAW, LINDEN	86,899 -	
SHEEHAN, NANCY E	97,958 -	
SHELTON, HOLLY ANNE	89,145 -	
SILICKAS, NIKA	98,159	41
SILVERTON, KIALA R	95,215 -	
SIMMER, MEGAN	102,286	51
SINGBEIL, KRISTIN L	98,201 -	
SINGH, DHANOOK D	98,086	8
SINGH, KIRANDEEP	80,612	760
SKARBO, JAIME	89,471 -	
SKILL, LEIANNE	95,340 -	
SLATER, ANNA E	99,124 -	
SLATER, JEREMY	99,043	15
SMITH, DENISE F	78,523 -	
SMITH, JASON R.D.	89,381 -	
SMITH, JOEL PAUL	86,467	491
SMITH, JOSEPH	95,510 -	
SMITH, KENDRA	97,668 -	
SMITH, MICHELLE	102,308	66
SMITH, SIGAL C	88,879 -	
SNEDDON, SHONA	137,132	96
SNOWDEN, DEREK W.C.	136,785	96
SOKOLOSKI, MICHELLE	95,949	408
SORENSEN, NATALIE	98,984	17
SORENSEN, SEAN	77,165	3,045
SOUCY, FRANCE	93,224 -	
SOUCY, LOUISE-ANDREE	98,074 -	
SPENCE, ULRIKA	88,185 -	
SPENCER, PETER	98,158 -	
SPRINGFORD, ERIN L	78,780 -	
SPRY, BONNIE	88,863	3,803
STACEY, ROBERT BRADLEY	81,214	3,721

SCHOOL DISTRICT NO. 68 (NANAIMO-LADYSMITH)
Statement of Financial Information (SOFI)
Fiscal Year Ended June 30, 2022

Schedule of Remuneration and Expenses

POSITION AT JUNE 30, 2022	TOTAL REMUNERATION	TOTAL EXPENSES
STANNARD, REBECCA	88,799	-
ST-ARNAUD, EVELYNE E	89,361	-
STEEL, GEOFFREY	144,479	3,230
STEEL, KERRI	151,125	8,724
STEELE, TERRY	94,402	-
STEPHENS, STEPHANIE J	136,260	-
STEVENSON, NATHAN	98,158	-
STEVENSON, ROBERT E JR	89,319	211
STEWART, RACHEL	78,712	-
STEWART, TAMARA	95,182	16
STOKES, MEGAN N	76,288	-
SUHR, NICOL R	126,735	24
SULLIVAN, DOMINIQUE M	90,570	158
SULLIVAN, LONNY	92,035	-
SUNDE, LISA	101,613	431
SUTTON, TAUNIA	119,556	3,100
SVENSSON, SUSAN	87,385	-
TAIT, LAURA	185,012	5,625
TAJE, BRIAN DAVID	145,973	15,200
TANG, HUNG KHANH	89,383	-
TAYLOR, BOBBIE-JEAN	101,697	1,182
TAYLOR, DEBBIE E	98,005	-
TAYLOR, NATALIE	89,231	-
TAYLOR, WILLIAM	99,909	135
TENEYCKE, TRACEY RAE	99,237	-
TERRIEN, CLAUDE	98,108	-
THOM, LISA M	122,190	4,228
THOMPSON, DANIEL JAMES	120,290	26
THOMPSON, KAREN LESLEY	98,043	-
THOMPSON, REBECCA	89,445	19
THOMPSON, SIERRA R	76,515	-
TISSINGTON, LYNN	96,958	860
TOHANA, GUY	89,321	-
TOLSMA, MELISSA	98,089	41
TOMIYAMA, JOANNE	98,305	44
TOOLE, KIRSTEN MARIE	100,008	59
TRAVERS, DAVID	144,479	24
TREBETT, SUSAN H	88,989	-
TRICK, PATRICIA	121,826	982
TYCE, CLARICE	99,019	-
TYE, JUDITH	97,170	-
TYSON, SARA ADELE	106,597	1,873
UHLMANN, DEANA B	89,344	-
VALLENTGOED, MELA	98,194	34
VAN GROOTEL, LUDOVICUS BERTON	98,128	81
VAN HORNE, DAVID	99,907	94
VAN RYSSEL, PAUL F	80,179	-
VAN WIJK, DANIEL	97,904	-
VANSTONE, RICHARD	91,905	-
VARNER, NEIL P	98,227	-

SCHOOL DISTRICT NO. 68 (NANAIMO-LADYSMITH)
Statement of Financial Information (SOFI)
Fiscal Year Ended June 30, 2022

Schedule of Remuneration and Expenses

<u>POSITION AT JUNE 30, 2022</u>	<u>TOTAL REMUNERATION</u>	<u>TOTAL EXPENSES</u>
VINCENT, DANIEL R	96,756	-
VIRTANEN, CYNTHIA	95,864	-
VIRTANEN, JEFF LEO	105,651	57
VOLK, SUZANNE A	97,884	-
VOSSHANS, COLLEEN	95,852	-
WALKER, KRISTINE	96,375	35
WALLIS, LESLIE A	85,583	-
WALSH, MARK V	193,579	9,223
WALSH, SEAN	124,331	522
WALTERHOUSE, CHRISTINE A	98,090	2,009
WARRY, VINCENT	89,428	17
WATFORD, LINDSEY	120,555	1,776
WEBB, JOSEFINA	89,349	-
WEDHOLM, NICOLE	86,487	60
WEI, PO-JU	98,196	51
WEIGHILL, SHAUN RICHARD	88,852	-
WELLWOOD, ANDREA S	82,452	-
WELSH, LISA M	89,321	-
WETMORE, JOEL P	84,711	-
WHITE, RANDALL	101,378	-
WHITE, TRACY	90,445	-
WHITING, TANYA NICOL	116,765	132
WICKS, CATHERINE ANN	88,353	-
WICKS, DONNA L	89,015	-
WIDSTEN, JANINE L	98,853	-
WIGHT, LORENA	89,410	-
WILCOX, TRINA L	96,446	-
WILFORD, KEVIN R	86,663	-
WILLIAMS, CARSON J	94,522	6
WILLIAMS, INGRID C	89,384	-
WILLIAMS, KATHERINE L	82,585	-
WILLIAMS, SHEILA	85,592	-
WILSON, ANTHONY	98,128	16
WILSON, JANICE K	90,468	22
WILSON, KAREN E	95,545	-
WINCHELL, LESLEY	97,393	36
WINDECKER, CURRIN K	81,400	-
WINTER, WILLIAM JESSE	89,472	-
WONG, JASON C	80,577	426
WOOD, CARIE	137,132	124
WOOD, DENISE	98,128	-
WOOD, KIP	98,060	-
WOODCOCK, MELISSA	94,043	14
WRIGHT, LESLEY D	95,549	18
YOUNG, COLETTE	137,132	96
YOUNG, EDWARD L	131,963	-
YOUNG, PATRICK D	91,032	-
YOUNGREN, MARY	78,570	-
YU, JULIA	75,822	-
ZEEMAN, AUBREY	89,308	-

SCHOOL DISTRICT NO. 68 (NANAIMO-LADYSMITH)
Statement of Financial Information (SOFI)
Fiscal Year Ended June 30, 2022

Schedule of Remuneration and Expenses

POSITION AT JUNE 30, 2022	TOTAL REMUNERATION	TOTAL EXPENSES
ZIEMANSKI, REBECCA L	98,128	1,339
ZIMMER, MICHAEL L	88,771 -	
ZOLOB, THERESA	98,181 -	
ZUCCARO, MARY C	98,730	3,353
ZUYDERVELT, NICOLETTE	89,383 -	
TOTAL OF EMPLOYEES, WHOSE REMUNERATION EXCEEDS \$75,000	\$ 70,861,392	\$ 243,393
TOTAL REMUNERATION TO EMPLOYEES PAID \$75,000 OR LESS	\$ 54,603,698	\$ 190,042
TOTAL REMUNERATION TO EMPLOYEES	\$ 125,465,091	\$ 433,436
TOTAL REMUNERATION TO ELECTED OFFICIALS	\$ 197,853	\$ 11,173
TOTAL REMUNERATION AND EXPENSES	\$ 125,662,943	\$ 444,609
 EMPLOYER PORTION OF EI AND CPP	 \$ 7,034,525	 \$ -

*Includes travel expenses for international student recruitment

Prepared as required by *Financial Information Regulation*, Schedule 1, Section 6

SCHOOL DISTRICT NO. 68 (NANAIMO-LADYSMITH)
Statement of Financial Information (SOFI)
Fiscal Year Ended June 30, 2022

Statement of Severance

There were no severance agreements made between School District No.68 (Nanaimo-Ladysmith) and its non-unionized employees during fiscal year 2022.

Prepared as required by *Financial Information Regulation*, Schedule 1, subsection 6(7)

SCHOOL DISTRICT NO. 68 (NANAIMO-LADYSMITH)
Statement of Financial Information (SOFI)
Fiscal Year Ended June 30, 2022

Schedule of Payments made for the Provision of Goods and Services

SUPPLIERS WITH PAYMENTS EXCEEDING \$25,000

NAME OF INDIVIDUAL, FIRM OR CORPORATION	AMOUNT
0975775 BC LTD.	39,312
ACCESSSMT HOLDINGS LTD.	56,112
AKRAN MARKETING	28,566
ALL CANADA MOVING INC.	32,928
AMAZON	264,107
ANDREW SHERET LTD.	112,263
APPLE CANADA INC.	49,545
ARCHIE JOHNSTONE PLUMBING	587,356
ARI FINANCIAL SERVICES	55,961
ATLAS ENGINEERED PRODUCTS LTD.	37,829
AURORA ROOFING LTD.	76,965
BABCO SALES LTD.	28,000
BARAGAR ENTERPRISES LTD	45,990
BC FERRIES	38,586
BC HYDRO AND POWER AUTHORITY	1,109,187
BELFOR (CANADA) INC.	82,431
BGE INDOOR AIR QUALITY SOLUTIONS	59,461
BOYS AND GIRLS CLUB	49,400
BRADLEY SHUYA ARCHITECT INC.	31,695
BRAND XPRESS	82,361
BRITISH COLUMBIA SCHOOL TRUSTEES	60,489
BUDGET BLINDS CVI	28,055
BUNZL CLEANING & HYGIENE	481,941
BUSCH SYSTEMS INTERNATIONAL INC.	41,736
CDI SPACES	40,408
CDW CANADA INC.	116,169
CITY OF NANAIMO	699,130
CLOVERDALE PAINT INC.	56,378
COLUMBIA FUELS	56,523
CONCISE SYSTEMS CORP.	67,247
CONVOY SUPPLY LTD.	32,111
COSTCO WHOLESALE	165,991
COWDREY, ANDREA	28,500
CULLEN DIESEL POWER LTD.	25,717
DELL CANADA INC	102,882
DENMAR ELECTRIC LTD.	317,536
DISCOUNT BATTERY WAREHOUSE	25,493
DOLLARAMA	29,110
DYNAMIC SPECIALTY VEHICLES LTD	728,719
E. MADILL OFFICE COMPANY	279,799

SCHOOL DISTRICT NO. 68 (NANAIMO-LADYSMITH)
Statement of Financial Information (SOFI)
Fiscal Year Ended June 30, 2022

Schedule of Payments made for the Provision of Goods and Services

SUPPLIERS WITH PAYMENTS EXCEEDING \$25,000

NAME OF INDIVIDUAL, FIRM OR CORPORATION	AMOUNT
EMCO WATERWORKS	41,604
ESC AUTOMATION INC.	176,761
ESCRIBE SOFTWARE LTD.	33,124
FBM CANADA GSD, INC.	32,562
FITNESS EXPERIENCE INC.	55,816
FOCUSED EDUCATION RESOURCES SOCIETY	43,657
FOLLETT SCHOOL SOLUTIONS, LLC	29,884
FOOTPRINTS SECURITY PATROL INC	138,449
FORTISBC-NATURAL GAS	971,923
FRIESENS CORPORATION	39,040
GFL ENVIRONMENTAL INC.	164,363
GOOD, JOEL	26,000
GORDON FOOD SERVICE	146,602
GRAND & TOY LIMITED	72,628
GREGG DISTRIBUTORS NANAIMO	89,715
GUARD.ME INTERNATIONAL INSURANCE	115,992
GUILLEVIN INTERNATIONAL	394,959
HABITAT SYSTEMS INC.	158,074
HARRIS & COMPANY	29,406
HEATHERBRAE BUILDERS CO. LTD.	6,300,835
HEROLD ENGINEERING LTD.	1,058,400
HOMEWOOD HEALTH INC.	84,757
HOURIGAN'S FLOORING	63,193
HYPERCHARGE NETWORKS CORP	27,255
INDIGO	43,501
INLAND KENWORTH PARTNERSHIP	170,391
INSTRUCTURE, INC.	54,012
INTRADO CANADA, INC.	37,267
IREDALE ARCHITECTURE	34,612
ISLAND AGGREGATES LTD.	32,414
JOHNSON CONTRACTING INCORPORATION	116,891
JOSTENS CANADA LTD.	46,678
KEV SOFTWARE INC	39,924
KINETIC CONSTRUCTION LTD.	4,970,833
KMBR ARCHITECTS	149,523
KNIGHTWAY MOBILE HAULERS LTD.	41,828
KONICA MINOLTA BUSINESS SOLUTIONS	228,605
KPMG LLP	25,878
LEWKOWICH ENGINEERING ASSOC. LTD.	97,780
LONG & MCQUADE	45,094

SCHOOL DISTRICT NO. 68 (NANAIMO-LADYSMITH)
Statement of Financial Information (SOFI)
Fiscal Year Ended June 30, 2022

Schedule of Payments made for the Provision of Goods and Services

SUPPLIERS WITH PAYMENTS EXCEEDING \$25,000

NAME OF INDIVIDUAL, FIRM OR CORPORATION	AMOUNT
LORDCO AUTO PARTS	29,770
MARSH CANADA LIMITED	28,838
METRO MOTORS LTD.	78,854
MID-ISLAND FENCE PRODUCTS LTD.	40,880
MIDLAND TOOLS	47,488
MINISTER OF FINANCE (CLIMATE ACTION SECRETARIAT)	92,059
MINISTER OF FINANCE (RISK MANAGEMENT BRANCH)	67,727
MINISTER OF FINANCE (REVENUE SERVICES OF BC)	115,200
MINISTRY OF FINANCE-EMPLOYER HEALTH TAX	2,420,387
MONK OFFICE SUPPLY LTD.	29,723
MWL DEMOLITION LTD.	304,292
MYBUDGET FILE INC.	30,678
NANAIMO CHILD DEVELOPMENT CENTRE SOCIETY	162,009
NANAIMO DISTRICT TEACHERS ASSOCIATION	386,271
NANAIMO LADYSMITH SCHOOLS FOUNDATION	74,163
NANAIMO SCIENCE & SUSTAINABILITY SOCIETY	44,921
NANAIMO'S FLOORING DEPOT	39,821
NCI NORTHERN COMPUTER INC.	1,561,241
NEDCO, DIVISION OF WESTBURNE	29,680
NELSON EDUCATION LTD	33,166
NELSON ROOFING & SHEET METAL LTD.	247,021
NEW CITY CONTRACTING	64,740
NEW IMAGE INTERIORS	104,986
NORTH CEDAR IMPROVEMENT DIST.	52,112
NSAA (PRO-D)	68,000
ODDBALL WORKSHOP INC.	34,709
OLYMPIC INTERNATIONAL	112,350
PACIFIC BLUE CROSS	3,879,974
PACIFICSPORT REGIONAL SPORT	160,350
PANAGO ENTERPRISES LTD	39,343
PARKLAND CORPORATION	422,024
PARKWORKS SOLUTIONS CORP.	47,272
PASSION SPORTS	62,370
PEARSON CANADA INC.	25,620
PENSION CORPORATION	10,239,497
PENSION CORPORATION	2,508,547
PINCHIN LTD.	35,753
POWERSCHOOL CANADA ULC	166,679
PREMIER FIRE PROTECTION LTD	92,931
PRIME SPORT PERFORMANCE	44,489

SCHOOL DISTRICT NO. 68 (NANAIMO-LADYSMITH)
Statement of Financial Information (SOFI)
Fiscal Year Ended June 30, 2022

Schedule of Payments made for the Provision of Goods and Services

SUPPLIERS WITH PAYMENTS EXCEEDING \$25,000

NAME OF INDIVIDUAL, FIRM OR CORPORATION	AMOUNT
PUBLIC EDUCATION BENEFITS TRUST	1,893,602
READ JONES CHRISTOFFERSEN LTD.	37,768
REAL CANADIAN SUPERSTORE	46,475
REDELINGHUYS, GEZINA	30,922
RICHMOND ELEVATOR MAINTENANCE	35,354
ROCKY POINT ENGINEERING LTD.	262,421
RONA INC	71,811
ROYAL PAVING LTD.	39,362
SAVE ON FOODS	38,538
SCHAFFERS EQUIPMENT	82,317
SECURCO SERVICES INC	37,576
SKYLINE ATHLETICS	40,408
SLEGG LIMITED PARTNERSHIP	45,965
SOFTCHOICE CORPORATION	236,828
SOURCE OFFICE FURNISHINGS	34,507
SOUTHERN BUTLER PRICE LLP	78,457
SPICE OF LIFE CATERING LTD	37,572
STAPLES	249,173
STRATHCON INDUSTRIES	30,067
STUDIO 531 ARCHITECTS INC.	166,291
SUPERIOR PROPANE	54,602
SYSCO VICTORIA	160,542
SYSTEMICS CONSULTING INC.	62,030
TEACHER'S FILE LTD.	73,863
TECHNICAL SAFETY BC	29,307
TELUS MOBILITY	142,702
TELUS COMMUNICATIONS INC.	161,272
TELUS CUSTOM SECURITY SYSTEMS	54,173
TEXTHELP INC.	27,205
TILLICUM LELUM ABORIGINAL	40,280
TINSMITH MECHANICAL LTD.	53,476
TLD COMPUTERS INC.	113,775
TORO MARKETING	52,103
TOWN OF LADYSMITH	109,803
TYCO INTEGRATED FIRE & SECURITY	37,602
UNITECH CONSTRUCTION MANAGEMENT LTD.	1,065,584
VANCOUVER ISLAND CONFERENCE CENTRE	33,619
VANCOUVER ISLAND UNIVERSITY	559,187
VI ISLAND CLEANING SUPPLIES LTD.	32,530
VIKE CONSTRUCTION LTD.	812,795

SCHOOL DISTRICT NO. 68 (NANAIMO-LADYSMITH)
Statement of Financial Information (SOFI)
Fiscal Year Ended June 30, 2022

Schedule of Payments made for the Provision of Goods and Services

SUPPLIERS WITH PAYMENTS EXCEEDING \$25,000

NAME OF INDIVIDUAL, FIRM OR CORPORATION	AMOUNT
VIVOS SOLUTIONS INC.	38,640
WAL-MART SUPERCENTER	37,405
WASH-BOTS CANADA LTD	48,608
WESCO DISTRIBUTION-CANADA, INC	140,898
WESTERN CAMPUS RESOURCES	41,167
WESTERRA EQUIPMENT	88,055
WESTWOOD METALS LTD.	36,239
WINDSOR PLYWOOD	215,878
WOLSELEY CANADA INC.	65,382
WOOD WYANT CANADA INC.	30,697
WORKSAFE BC	1,210,792
X10 NETWORKS	338,771
ZONAR SYSTEMS	48,328
TOTAL SUPPLIERS WHERE PAYMENTS EXCEED \$25,000	56,220,872
TOTAL SUPPLIERS PAID \$25,000 OR LESS	7,760,176
TOTAL PAYMENTS FOR GOODS AND SERVICES	63,981,048

Prepared as required by *Financial Information Regulation*, Schedule 1, Section 7

SCHOOL DISTRICT NO. 68 (NANAIMO-LADYSMITH)
Statement of Financial Information (SOFI)
Fiscal Year Ended June 30, 2022

Reconciliation and Explanation of Differences to the Audited Financial Statements

For the Schedule of Remuneration and Expenses, reconciling items for remuneration include the following:

- The financial statements are prepared on an accrual basis, whereas the remuneration and expenses included in the SOFI are reported on a cash basis.
- Salary and benefit amounts recovered from third parties are included in remuneration for SOFI purposes but are reported net of the recovered amount in the financial statements.
- All expenses for conferences, training, business meetings, parking and travel paid by the district on behalf of the employee are reported, even those that were subsequently reimbursed to the employer. The financial statement expenses are not included if subsequently reimbursed by the employee.
- Expenses paid in respect of employees include 100% of the Goods and Services Tax (GST) paid, whereas the expenditures in the financial statements are shown net of the GST rebate.
- The Schedule includes payments to employees for salaries and benefits which have been capitalized in the financial statements and would not be reflected in the expenses of the district.

For the Schedule of Payments for the Provision of Goods and Services, reconciling items include the following:

- The financial statements are prepared on an accrual basis, whereas the Schedule is prepared on a cash basis.
- Payments to suppliers include 100% of Goods and Services Tax (GST). Financial Statement expenditures are net of eligible GST rebates.
- Amounts paid by recovery from Ministry of Education operating grants for School Protection Plan Insurance, Employment Practices Liability Program, Next Generation Network, MyEd BC, and Capital Asset Management System are included in Service and Supplies expenditures in the Financial Statements, whereas they are not included in this Schedule.
- Depreciation of fixed assets is recorded as an expenditure on the Financial Statements whereas the Schedule includes fixed asset expenditures which are capitalized on the Financial Statements.
- The Schedule may include expenditure which are wholly or partially recovered or reimbursed from other organizations or employees thereby reducing the district's operating expenditures in the financial statements.